

Ford TRANSIT CUSTOM



Go Further

**VISIONARY. INGENUOUS. REMARKABLE.
EVERY VEHICLE BEARS HIS SIGNATURE.**

Henry Ford

CONTENTS

Introduction	2	Remarkable Technologies	28	Max. braked trailer plate	52
Interior	4	Base	30	Model availability/Styling and Appearance	54
Loadspace	6	Trend	32	Driving experience/Performance and Efficiency	56
Range	8	Limited	34	Comfort and convenience	58
Kombi M1	10	Sport	36	Safety and security/Utility	60
Engines	14	Colour and trim	38	Utility/Special Vehicle Options	62
Cost of ownership	16	Options and accessories	40	Stowage/Next steps	64
Audio and communication	18	Ford Protect	42		
Driver assistance technology	20	Dimensions	44		
Exterior lighting	24	Weights, loads and performance	46		
Safety	26	Max GTM	51		



Above: Model shown is a Transit Custom Limited L2 H2 Van in Frozen White solid body colour with Bi-Xenon headlamps (option).

Left: Model shown is a Transit Custom Sport L1 Double Cab-in-Van in Shadow Black mica body colour (option) with Bi-Xenon headlamps (option) and integrated roof rack (option).

Above: Model shown is a Transit Custom L2 H1 Kombi M1 Trend in Orange Glow metallic body colour (option) with 16" alloy wheels (option), integrated roof rack (option), dual side running boards (option) and flip open 2nd row windows (option).

Note New door lock bezel to feature on vehicles produced from July 2018 onwards.

Scan the QR codes to access additional content.



Designed for business, built for hard work

New Transit Custom has undergone some big changes. Bold new styling. Eye-catching headlights with LED daytime running lights (standard on Trend, Limited and Sport). A clean and logically laid-out interior and an outstanding range of driver assistance features, designed to make your working life easier. While Transit Custom has gained many new features, it's retained its superb load-carrying ability, legendary toughness and appetite for hard work.



Model shown is a Transit Custom 290 Sport Van L1 H1 in Chrome Blue metallic paint (option) with 18" alloy wheels.

360°



Work space

The exceptional new Ford Transit Custom sets the benchmark for vehicles in its class. Comfortable, durable and packed with advanced driver-oriented technologies, including our latest Ford SYNC 3 voice-controlled entertainment and connectivity system.



In-cab stowage

Transit Custom's driver-focused cockpit has plenty of useful stowage solutions for bottles, phones and paperwork.



Dual front passenger seat with fold-out table

A fold-down table, built into the dual front passenger's seat backrest, is large enough to hold a standard sized laptop computer. (Standard on Trend, Limited and Sport)

Model shown is a Ford Transit Van Limited with Visibility Pack - Premium (option), ICE Pack 24 including Ford SYNC 3 with 8" touchscreen and navigation system (option), Lane-Keeping Alert (option) and front passenger's² airbag (standard).

***Note: A rear-facing child seat should never be placed in the front passenger seat when the Ford vehicle is equipped with an operational front passenger's airbag.**



Smart design

There's no compromise in the most vital consideration for your work: maximising your loadspace and the ease with which you can use it.

- From 6.0 to 8.3 cubic metres of space (L1 H1 to L2 H2)
- Full-height DIN/ISO compliant bulkhead (standard)
- 3 Europallet capability
- 3-metre load length with load-through bulkhead (3.4 m in L2)
- Up to 1,778 mm load height (H2)
- Side-mounted DIN/ISO compliant cargo tie-down points
- Full-height or half-height hardboard lining available
- Easy to Clean Load Floor (Van only)



L1 4,973 mm

L2 5,339 mm



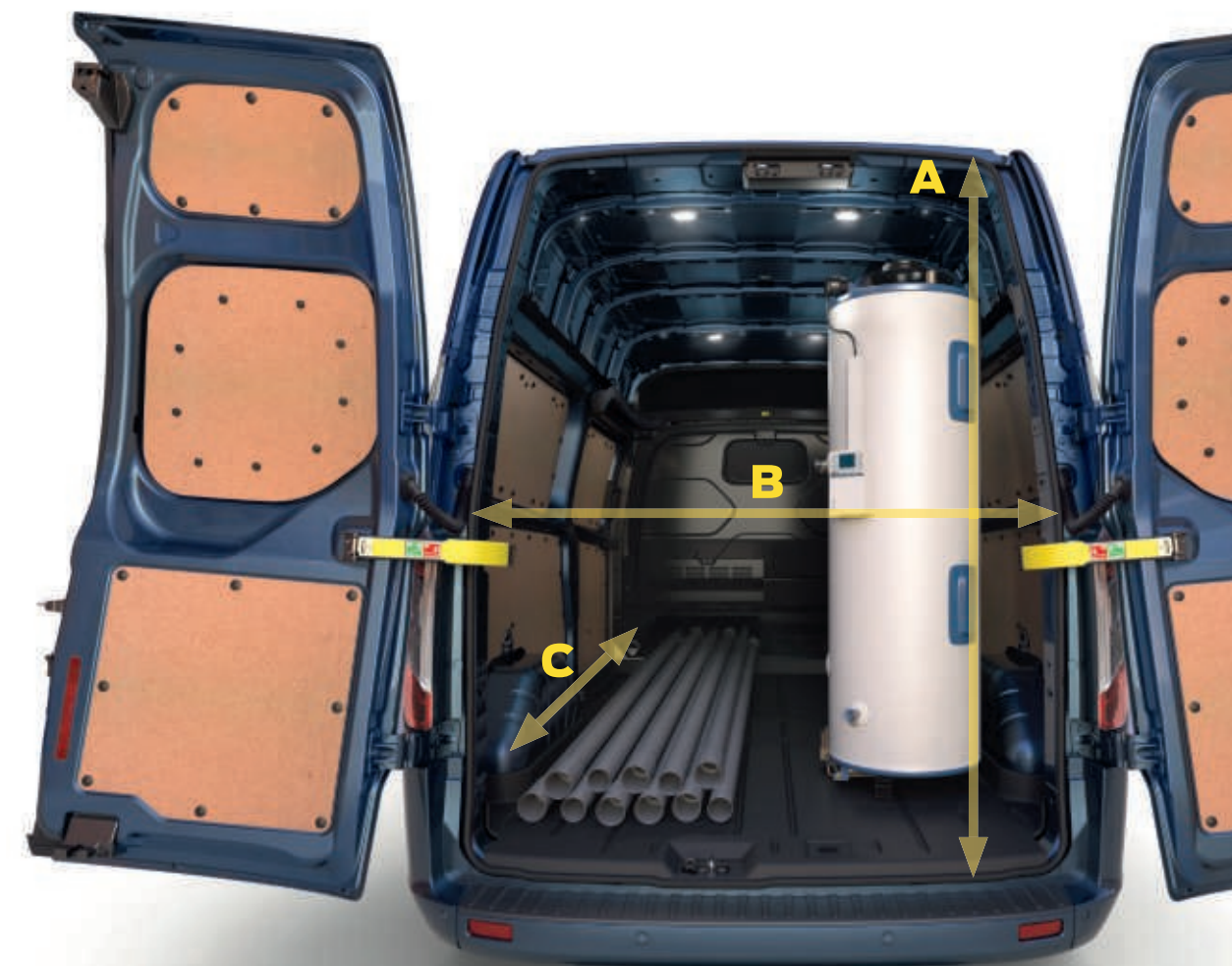
Rear cargo doors

Transit Custom's rear cargo doors can be locked open at 90° or opened fully to 180° for unrestricted access. (Kombi M1 rear doors open to 90° only)

Load access made easy

With low load heights, a pallet-sized sliding door on both the driver (option on Van) and passenger sides, plus wide-opening rear doors with 180° hinges*, new Transit Custom lets you make the most of the available space.

- Unique rear door check arms can be locked open at 90°
- Rear tailgate, glazed or unglazed** (H1 models only)
- Low rear step-in height to load area
- LED loadspace lighting (option)**
- Dual sliding side load doors (option) (1,030mm Van / 930mm Kombi, DCiV)
- Second-row glazing on side load doors (option on Van)



A: 1,778mm H2 B: 1,755mm C: 3,400mm
(L2 with load-through bulkhead)

*Kombi M1 rear doors open to 90° only.

**Glazed tailgate is an option on Van, Double Cab-in-Van and Kombi, not available on L1 280 Base and Trend and unglazed only on Limited and Sport models.

***Not available on Kombi.

Van load capacity and payload



Van Short wheelbase (L1)




Van Long wheelbase (L2)



Max. gross payload up to 1,530 kg (H1)/1,481 kg (H2)
Gross vehicle mass from 2,600 kg to 3,400 kg

Europallets x3
2/3 seats



Max. gross payload up to 1,447 kg (H1)/1,395 kg (H2)
Gross vehicle mass from 3,000 kg to 3,400 kg

Europallets x3
2/3 seats

Kombi load capacity and payload



Kombi M1 Short wheelbase (L1)




Kombi M1 Long wheelbase (L2)



Max. gross payload up to 1,223 kg (H1)/1,175 kg (H2)
Gross vehicle mass from 3,190 kg to 3,400 kg

8/9 seats



Max. gross payload up to 1,110 kg (H1)/1,059 kg (H2)
Gross vehicle mass from 3,190 kg to 3,400 kg

8/9 seats

Double Cab-in-Van load capacity and payload



Double Cab-in-Van Short wheelbase (L1)



Double Cab-in-Van Long wheelbase (L2)



Max. gross payload up to 1,422 kg (H1)
Gross vehicle mass from 2,800 kg to 3,400 kg

Europallet x1
5/6 seats



Max. gross payload up to 1,339 kg (H1)
Gross vehicle mass from 3,000 kg to 3,400 kg

Europallets x2
6 seats

Europallet 1,200 mm x 800 mm.



Underseat storage

Transit Custom's dual front passenger seat has a lift-up cushion and underseat storage. (Standard)



Reinforced bulkhead

A full-height, full-width glazed and moulded bulkhead provides comfort and protection for Transit Custom Double Cab-in-Van's passengers, and extra security for your load. (Standard)



Passenger access

With its generous 930 mm (1,030 mm on Van) side load door openings, it's never been easier to get you, your passengers and your cargo where you need to be.



Team player

More passengers. More equipment. More possibilities.

Take a crew to the work site, then fold or remove the rear seats for maximum load carrying space, or use it as a van during the week, and install the seating to transport family and friends at the weekend. Whatever you want, the robust Transit Custom Kombi M1 offers outstanding versatility for you and your business.

Model shown is a Transit Custom L1 H1 Kombi M1 Trend in Race Red body colour with 16" alloy wheels (option)

Please take your seats

Versatility comes as standard in the dual-purpose Transit Custom Kombi M1. Carry passengers to work at the start of the day. Then fold or remove the rear seats, as you wish, to transport tools or equipment.



Flexible rear seats

Each seatback can fold forward to create a flat workspace. The seat (single or double) can then tumble forward or be removed for more space.

Easy access

Rear seats are easily reached from the kerb-side sliding side door. (Standard)



Rear air suspension

Designed to automatically adjust to maintain a constant ride height, regardless of the loading conditions, for a smoother and more comfortable ride. (Option on Kombi M1 320 with GVM reassigned to 310)



Rear tailgate

Kombi M1's optional tailgate provides unhindered access to the loadspace and features a pull strap for easy closing. (Glazed tailgate, shown, is an option on Van, Double Cab-in-Van and Kombi M1; not available on H2 models)

Model shown is a Transit Custom Trend Kombi L2 H2 in Chrome Blue metallic paint (option).



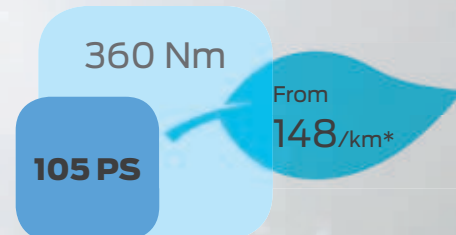
Efficiency

The power to support your business.

Transit Custom is powered by a range of advanced, high-performance Ford EcoBlue diesel engines. All versions meet the latest Euro6 standards and combine plenty of usable torque for shifting heavy loads, with low running costs. Powerful, clean and refined, Ford EcoBlue diesels build on the industry-leading performance and technology of our award-winning Ford EcoBoost petrol engines.

Key fuel-saving technologies include

- Ford Auto Start-Stop system
- Ford Smart Regenerative Charging
- Gearshift indicator light – to aid economical driving
- Acceleration Control – unique engine calibration helps reduce fuel consumption when vehicle is driven unladen (option)
- Ford Battery Management System – improves battery life, fuel consumption and ensures ready-to-go reliability

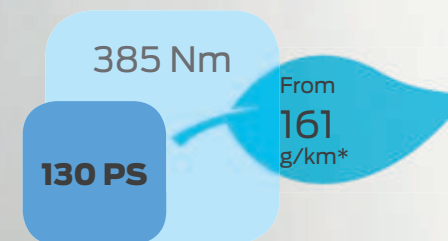


Efficient

2.0L Ford EcoBlue 105 PS

Transit Custom's Ford EcoBlue 105 PS (77 kW)/360 Nm diesel engine combines fuel efficiency (with test figures from 45.6mpg* combined) with excellent driveability and refinement. Its state-of-the-art design helps to keep running costs down without compromising on payload or performance.

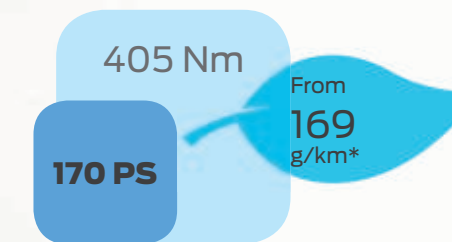
*N1, M1 from 165 g/km. NEDC test figures.



Flexible

2.0L Ford EcoBlue 130 PS

The Ford EcoBlue 130 PS (96 kW)/385 Nm diesel engine strikes a performance balance. It delivers extra power and torque necessary to enhance Gross Train Mass (GTM) and braked trailer plate without compromising emissions.



Powerful

2.0L Ford EcoBlue 170 PS

The Ford EcoBlue 170 PS (125 kW) diesel engine develops 405 Nm of torque. As the most powerful engine in the range, it's the ideal choice for moving heavy loads and towing, while delivering outstanding fuel efficiency (with test figures from 43.5mpg *combined).



**55% less
NO_x than the
previous
standard.**

Greater performance, fewer emissions.

New Transit Custom's Ford EcoBlue diesel engines comply with stringent Euro 6 (6c on N1, 6d-TEMP on Kombi M1) emissions standards, which specify a 55% reduction in nitrogen oxide (NO_x) emissions versus the previous Euro5 emissions standards. A Selective Catalytic Reduction (SCR) system uses AdBlue®, a urea/water-based fluid to convert NO_x emissions in the exhaust gas into nitrogen and water. A particulate filter then reduces more than 99% of emitted solid particulates from the vehicle's exhaust.

Note Some of the features listed above are options, at extra cost and may not be available on all models. Please refer to the specification tables, or speak to your Transit Centre for further information.

Never misfuel again

Ford Easy Fuel capless refuelling system ensures that nobody can accidentally fill up with the wrong fuel. Plus, no dirty fuel caps to touch. (Standard)



Cost of ownership 16-17

Cost of ownership

Saving you money for as long as you own your van.

Quality and durability are built into new Transit Custom at every step. After many years of service it will feel as good – and drive as beautifully – as it did the day you first took delivery.

- Auto Start-Stop helps to maximise your fuel efficiency (standard on M1 models, and models with automatic transmission. Option on other models)
- Acceleration Control is a unique engine calibration designed to limit acceleration when the vehicle is lightly laden, helping to reduce fuel consumption (option)
- Engine oil monitor warning light will illuminate if the engine oil condition deteriorates between services
- High-mounted light units are located above the bumper line, to help keep them out of harm's way
- Brake pad wear sensors warn when the pads are due for renewal
- Fuel filter sensor warns of water ingress or a blockage of the fuel system
- Side repeater lights are positioned on the inner edge of the door mirror to minimise accidental damage. When folded, the mirrors reduce vehicle width by around 190 mm
- 12-year perforation warranty provides reassurance against perforation of the bodywork from the inside of the panel
- Multi-piece rear bumper design helps to keep repair costs low

Connectivity



Meet your phone's new best friend.

Ford SYNC 3

New Ford SYNC 3 integrates seamlessly with your compatible smartphone*, letting you control everything from phone calls and text messaging, to music and satellite navigation – all via the 8" touchscreen, or by using remarkably simple voice commands. (Standard on Limited and Sport)


SYNC 3 features

- Make and receive calls hands-free
- Easy navigation (option)
- Listen to your own music (link to Spotify)
- Touchscreen interface
- Listen to text messages



AppLink, Apple CarPlay and Android Auto

Control SYNC-compatible apps with AppLink, while Apple CarPlay and Android Auto let you navigate your smartphone HMI through the SYNC 3 8" touchscreen.



Touchscreen

The SYNC 3 8" touchscreen supports multi-touch 'swipe' and 'pinch-to-zoom' gestures, and lets you arrange application icons and background displays just as you would on your tablet or smartphone. You can also switch between daytime and night modes, and tailor presets for multiple users.

Main image shows Transit Custom Limited with SYNC 3 DAB audio navigation system (ICE Pack 24) (option).

**Full SYNC 3 smartphone integration only available with iPhone 5/Android 5.0 (Lollipop) or higher. Some SYNC 3 functions require a data connection, so mobile data charges will apply. To check whether Apple CarPlay and Android Auto are available in your market, please check official Apple CarPlay and Android Auto websites for the latest information.*

“Call John”

“Listen to message”

“I need fuel”

“Find town centre”

“I need to park”

“I’m hungry”



Anticipate

Senses what you can't see.

New Ford Transit Custom benefits from an impressive suite of technologies designed to look out for you, your van and those around you.



Cross-Traffic Alert

Cross Traffic Alert scans left and right as you reverse from a perpendicular parking space. If a moving vehicle or other hazard is detected, the system is designed to alert you with visual and audible warnings. Part of the Blind Spot Information System (option).



Blind Spot Information System

As another vehicle – a car, van or lorry – enters your blind spot whilst travelling, the system is designed to alert you with a warning light clearly displayed in the corresponding door mirror.



Live Traffic*

Provides you with real-time traffic information such as traffic speed, accidents and road closures, as well as alternative route guidance and mapping to help you avoid problem areas. Available through FordPass via SYNC 3 with navigation

*Live Traffic access is free for the first 2 years following the registration of a new Ford featuring SYNC 3 with navigation; thereafter there is an annual licence fee.



Alert

Driver assistance technologies help you to take action.

Combining information from a forward-facing camera and radar technology, new Transit Custom can help in various driving situations. From Pre-Collision Assist (option) that can alert you to a potential collision, to Lane-Keeping Alert (option, standard on Sport) that warns you if you stray from your lane, Transit Custom is better equipped than ever to lend a helping hand.



Pre-Collision Assist

Using radar and a camera, Pre-Collision Assist⁽²⁾ keeps a watchful eye on the road ahead. The system is designed to monitor your proximity to other vehicles and pedestrians – even in the dark, when illuminated by the vehicle's headlights – and can alert you to a potential collision. If you don't respond to the system's warning signals, Active Braking⁽²⁾ pre-charges the braking system and can automatically apply the brakes to help mitigate the effect of any impact. (Option)



Lane-Keeping Alert⁽²⁾

Can recognise when you approach lane markings without using the indicator and alert you with vibrations through the steering wheel. (Standard on Sport, option on other series)

Traffic Sign Recognition⁽⁰⁾

Designed to automatically read standard format road-speed signs and display the posted speed limit in the instrument cluster. **Intelligent Speed Assist⁽²⁾** combines Traffic Sign Recognition with Adjustable Speed Limiter to identify the prevailing limit and automatically restrict the vehicle's speed to the limit detected⁽¹⁾. The driver can also select the top speed tolerance in addition to the detected speed limit. The vehicle drives normally, but will not exceed the set speed limit unless the driver overrides the system. (Option, available only when Adaptive Cruise control and navigation are also ordered)



Driver Alert⁽²⁾

Designed to warn you if the system detects driving behaviour that indicates a drop in alertness levels. Initially, a warning icon is displayed in the instrument cluster, followed by a warning chime if driving alertness further declines. (Standard with Lane-Keeping Alert)

⁽⁰⁾Uses sensors.

⁽¹⁾Operates at speeds over 40mph on multi-lane roads with clearly visible lane markings.

⁽²⁾Driver assistance feature.

⁽¹⁾Speed limit may vary according to road and vehicle size. Driver is responsible for adhering to the speed limit at all times.



See and be seen

Enhanced lighting for outstanding visibility.

With its stylish and powerful new headlights, Transit Custom is a van designed to be noticed.



Projector-style headlights with static cornering lights and LED daytime running lights

When you turn the steering wheel beyond 30 degrees, cornering lights illuminate the appropriate side of the road for extra visibility at night. Operates at speeds up to 20mph. (Standard on Trend, Limited and Sport, option on Base)

Bi-Xenon headlights with static bending lights

Transit Custom's new Bi-Xenon headlights offer superior light quality over halogen bulbs, while using less energy. Static bending lights, mounted within each headlight, illuminate corners during turns, at speeds up to 40mph. Whenever outside light levels dictate, automatic headlights switch on to help keep the road ahead well lit. (Option)



Smart

Advanced systems to ease your working day.

Transit Custom is available with a range of safety and driver assistance features to help make your working day both safer and easier.



Roll Stability Control⁽¹⁾

Ford's unique roll-rate sensor helps the Roll Stability Control system to keep the tyres grounded under conditions of high centre of gravity and when driving through off-camber turns. (Standard)



Auto Start-Stop

When you stop at traffic lights or your vehicle is idling in a queue, this technology can automatically switch off the engine (while still supplying power to essentials like the headlights, air-conditioning, radio and the Ford SYNC system). When you're ready to move, just depress the clutch and select first gear as usual, or press the accelerator on an automatic, and the system restarts. Auto Start-Stop is particularly effective in town and city streets, where it can cut fuel consumption by up to 10% (urban cycle). (Standard on M1 models, and models specified with automatic transmission. Option on other models)

Side Wind Stabilisation⁽¹⁾

Helps the driver to stay in lane in strong, gusty conditions by using the ESC system to sense when the vehicle is being affected by crosswinds. (Standard)

Traction Control⁽¹⁾

Helps eliminate excessive wheelspin and provides the best possible grip, performance and stability, when you need it most. The system constantly monitors and adjusts the power delivered to the vehicle's individual wheels ensuring maximum contact and grip when you're accelerating. (Standard)

Emergency Brake Assist⁽¹⁾

Designed to recognise an emergency braking situation and increase the pressure within the braking system to provide extra stopping power. (Standard)

Electronic Stability Control (ESC)⁽¹⁾

Designed to help you maintain control in extreme driving conditions. It senses when you are deviating from your chosen line and aims to keep you on track by automatically regulating braking and engine output. (Standard)

Impressive towing ability

With up to 2,800 kg* maximum towing capacity, Transit Custom offers impressive pulling power along with a range of safety features to help keep you and your trailer secure. (Commercial users may need a digital tachograph)

Trailer Sway Control⁽¹⁾

Designed to detect when trailer sway occurs and to help counteract it to bring the trailer under control. (Standard, but activated with optional Ford trailer tow attachment)

Hill Start Assist⁽²⁾

Designed to temporarily prevent you from rolling down a slope when you move your foot from the brake pedal to the accelerator pedal. It works in forward and reverse gears, so is ideal for towing and pulling heavy loads. (Standard)

⁽¹⁾Uses sensors.

*Maximum towing capacity on L2 series, further details on page 51.

⁽¹⁾Safety feature.

⁽²⁾Driver assistance feature.



Side curtain airbags⁽¹⁾

Designed to provide additional protection to the driver and front seat passengers. (Option)



Features to make your life easier



Parking distance sensors

Front and rear parking distance sensors provide an audible warning to help you judge parking distances. (Standard on Trend, Limited and Sport, option on Base)



SelectShift automatic transmission

Six-speed automatic transmission delivers a smooth, relaxing driving experience, especially in busy stop-start traffic. Change gear manually if you prefer, using the facia-mounted gearshift, or lockout gears in more challenging driving conditions, e.g. on slippery surfaces or steep gradients. (Available on 130 PS and 170 PS models)



SYNC 3 Live Traffic*

Provides you with real-time traffic information, such as traffic speed, accidents and road closures, as well as alternate route guidance and mapping to help you avoid problem areas.



Load-through bulkhead

A flip-up panel in the bulkhead provides load-through access to the underseat storage area, allowing items such as pipes and ladders of up to 3-metres in length to be transported securely (3.4-metres in L2).



Adaptive Cruise Control⁽²⁾

Set your desired speed and Adaptive Cruise Control maintains a pre-set distance from the vehicle in front. If the sensors detect traffic slowing ahead, your vehicle automatically slows down. When traffic has cleared, your vehicle accelerates back to the pre-selected speed. (Option)



Quickclear heated windscreen

Demists the windscreen screen in seconds, even on frosty mornings.



Rear-view camera with Trailer Hitch Assist

Select reverse and the view to the rear of the vehicle is displayed in the Multi-Functional Display screen. Marker lines overlaid on the camera image indicate where the vehicle is heading. (Option)



230-volt power socket

A handy 150 Watt 230 V power socket, located between the driver's and passenger seats, can be used to charge tools, laptops or other electrical equipment without the need for special adaptors. (Option)

⁽¹⁾Uses sensors.

⁽²⁾Driver assistance feature.

*Live Traffic access is free for the first 2 years following the registration of a new Ford featuring SYNC 3 with navigation; thereafter there is an annual licence fee.

Base

Exterior features

- Door mirrors with blind spot eliminator and integrated side indicator
- Daytime running lights
- Remote central door locking
- Passenger side sliding load door
- Halogen headlights with courtesy delay
- Front and rear mudflaps
- Multi-piece rear bumper
- 15" steel wheels with half caps on 260, 280 and 300 series
- 16" steel wheels with half caps on 320 and 340 series

ECONetic unique features

- Available only in L1H1 Van
- 105PS Ford EcoBlue engine with unique calibration
- Auto stop-start
- 62 mph (100km/h) speed limiter
- Acceleration control
- Low rolling resistance 215/65 R16 tyres



Interior features

- Single-DIN AM/FM radio with remote audio controls and USB connectivity port with iPod® functionality (ICE Pack 12) (Van and Double Cab-in-Van)
- AM/FM audio with 4.2" TFT screen, 2 x USB, Bluetooth® and SYNC with emergency assistance (ICE Pack 16) (Kombi M1 only)
- Height- and reach-adjustable steering column
- Trip computer
- Electrically-operated front windows
- 8-way adjustable driver's seat with armrest
- Two 2-litre bottle holders
- Glovebox capable of A4 file storage
- Two 12-volt power points
- Dual front passenger seat with lift-up cushion and underseat storage (excludes 280 DCiV)
- Loadspace compartment lights
- Gearshift Indicator light – to aid economical driving
- Stowage box over instrument cluster with 12-volt power point
- Full-width DIN/ISO-compliant metal bulkhead with load-through facility (Van only)

Option pack available:

Visibility Pack - Low

- Electrically-operated and heated door mirrors
- Quickclear heated windscreen
- Washer fluid low-level sensor

Engines

- 105 PS (77 kW)/360 Nm
- 130 PS (96 kW)/385 Nm
- 170 PS (125 kW)/405 Nm

Bodystyles

- Van
- Double Cab-in-Van
- Kombi M1

Model shown is a Transit Custom Base L1 H1 in Moondust Silver metallic body colour (option) with Device Dock (option).



Trend

Exterior features in addition to Base

- Power-foldable door mirrors with body colour housings
- Projector-style halogen headlights with static cornering lights and LED daytime running lights
- Body colour front bumper and body colour rear bumper end caps
- Front fog lights
- Full wheel covers
- Front and rear parking distance sensors
- Rain-sensing front wipers
- Automatic headlights

Interior features in addition to Base

- DAB/AM/FM audio with 4.2" TFT screen, 2 x USB, Bluetooth® with emergency assistance (ICE Pack 17)
- Cruise control with Adjustable Speed Limiter
- 8-way adjustable driver's seat with lumbar adjust and armrest
- Dual front passenger seat with fold-out table (excludes 280 DCIV)
- Quickclear heated windscreen
- Leather-trimmed steering wheel
- Lockable glovebox
- Map reading lights
- Easy Clean Load Floor (Van only)
- Instrument panel dimmer
- Washer fluid low-level sensor

Option packs available:

Visibility Pack – Premium*

- Rear-view camera with Trailer Hitch Assist
- Lane-Keeping Alert with Driver Alert
- Auto High Beam

Engines

- 105 PS (77 kW)/360 Nm
- 130 PS (96 kW)/385 Nm
- 170 PS (125 kW)/405 Nm

Bodystyles

- Van
- Double Cab-in-Van
- Kombi M1

*Requires ICE pack 21 or 24 at additional cost.



Quickclear heated windscreen
(Standard)



Front and rear parking distance sensors
(Standard)

Note The Bluetooth® word mark and logos are owned by the Bluetooth SIG, Inc. and any use of such marks by Ford Motor Company Limited and its associated companies is under licence. Other trademarks and trade names are those of their respective owners.

Model shown is a Transit Custom Trend L1 H1 in Race Red solid body colour.



Limited

Exterior features in addition to Trend

- Body colour bodyside mouldings
- Body colour rear bumper
- Body colour front, side and cargo door handles
- Chrome front grille surround
- 16" alloy wheels with locking wheel nuts
- Driver's side sliding load door (Double Cab-in-Van only)

Interior features in addition to Trend

- DAB/AM/FM radio with SYNC 3, Voice Control System, AppLink, audible text messaging and privacy mode, 8" touchscreen display, integrated control panel, USB connectivity port with iPod® functionality, remote audio controls and four front speakers (ICE Pack 21)
- Dual front passenger seat with fold-out table (excludes 300 L2 DCIV)
- Heated front seats
- Leather-trimmed gearshift knob
- Air conditioning
- Front passenger's airbag^o with deactivation switch
- Load area protection kit

Option packs available:

Visibility Pack – Premium

- Rear-view camera with Trailer Hitch Assist
- Lane-Keeping Alert with Driver Alert
- Auto High Beam

Engines

- 130 PS (96 kW)/385 Nm
- 170 PS (125 kW)/405 Nm

Bodystyles

- Van
- Double Cab-in-Van



Air conditioning
(Standard)



DAB/FM/AM radio with Ford SYNC 3 and satellite navigation
(ICE Pack 24) (Option)



***Note A rear-facing child seat should never be placed in the front passenger seat when the Ford vehicle is equipped with an operational front passenger's airbag.**

Note The Bluetooth® word mark and logos are owned by the Bluetooth SIG, Inc. and any use of such marks by Ford Motor Company Limited and its associated companies is under licence. Other trademarks and trade names are those of their respective owners.

Model shown is a Transit Custom Limited L1 H1 in Magnetic metallic body colour (option).

Sport

Exterior features in addition to Limited

- Sport styling kit – includes front lower bumper skirt with unique fog light bezel, body colour side skirts, rear bumper skirt, sports style bonnet and rear door/liftgate stripes, side stripes with Transit branding, and front and rear wheel arch extensions with unique mudflaps
- 17" alloy wheels with bright/machined black finish on 310 GVM
- 18" alloy wheels on 290 GVM (Van only)
- Rear-view camera with Trailer Hitch Assist
- Tyre Pressure Monitoring System

Interior features in addition to Limited

- Partial leather seat trim
- Dual front passenger's seat with fold out table (Van)
- Single 8-way adjustable front passenger's seat (DCiV)
- Lane-Keeping Alert with Driver Alert
- High series instrument cluster

Exterior stripe colours

- Race Red, Chrome Blue and Orange Glow body colours get black stripes with silver accents.
- Frozen White, Shadow Black, Magnetic and Moondust Silver body colours get black stripes with orange accents

Engine

- 170 PS (125 kW)/405 Nm

Bodystyles

- Van
- Double Cab-in-Van



Partial leather seat trim (Standard)



18" alloy wheels with 235/50R18 tyres (290 Van only)



TRANSIT

Model shown is a Transit Custom 310 Sport L1 H1 in Chrome Blue metallic body colour with 17" Bright/Machined Black alloy wheels (option).

Colour and trim

Choose the body colour and trim that you think best reflects your business brand.

1. Base

Seat insert: Quadrant in Dark Palazzo Grey
Seat bolster: City in Ebony
(Standard)



1.

2. Base

Seat insert: Crosshatch on Salerno in Dark Palazzo Grey
Seat bolster: Salerno vinyl in Ebony
(Option)



2.

3. Trend

Seat insert: Capitol in Ebony
Seat bolster: City in Ebony
(Standard)



3.

4. Limited

Seat insert: Inroad Emboss in Ebony
Seat bolster: Marl in Ebony
(Standard)



4.

5. Limited (Double Cab-in-Van only)

Seat insert: Salerno stitched leather in Dark Palazzo Grey
Seat bolster: Salerno leather in Ebony
(Option)



5.

6. Sport

Seat insert: Dynamo Emboss on Eton in Ebony
Seat bolster: Salerno leather in Ebony
(Standard)



6.



Frozen White
Solid body colour



Race Red
Solid body colour



Blazer Blue
Solid body colour



Diffused Silver
Metallic body colour*



Orange Glow
Metallic body colour*



Chrome Blue
Metallic body colour*



Magnetic
Metallic body colour*



Moondust Silver
Metallic body colour*



Shadow Black
Mica body colour*

12-year perforation warranty

The Transit Custom owes its durable exterior to a thorough multi-stage painting process. From the wax-injected steel body sections to the hard-wearing top coat, new materials and application processes ensure it will retain its good looks for many years to come.

*Metallic and mica body colours are options at extra cost.

The Ford Transit Custom is covered by the Ford Corrosion Protection Warranty for 12 years from the date of first registration. Subject to terms and conditions.

Note The vehicle images used are to illustrate body colours only and may not reflect current specification. Colours and trims reproduced within this brochure may vary from the actual colours, due to the limitations of the printing processes used.

Zinc coating


Phosphate coat

Electrocoat

Primer

Top coat

Clearcoat
(not with Frozen White body colour)



Personalise

Rear ladder

Provides safe and easy access to the roof of your van. (Max 125 kg, only for rear cargo doors with 180-degree hinges) (Option and accessory)

Rear window protection grille

High quality rear window grilles help protect your load from theft and keep it secure while on the move. Not suitable for models with liftgate. (Option and accessory)

Interior roof rack

Two black steel racks hold a maximum of 50 kg and can be fixed in different locations on the inside roof rails in line with the flex floor. (Option and accessory, not available on Double Cab-in-Van)

Load retention system

Includes fixing rails and sliding blocks with 10 x lashing hooks. (Option)

Brink®+ tow bar

For extra transport and stowage capability, the tow bar can tow up to 2,500 kg depending on engine. (Please check with your Ford Dealer for further details) (Accessory)

Q-Top®+ (Q-Tech) roof gallery

Lightweight aluminium construction allows for transportation of large, long or bulky items and gives you more flexibility in your daily business. (Accessory)

(Low roof, max roof load 150 kg, incl. weight of the roof gallery, remaining load capacity 120 kg)

Q-Top®+ (Q-Tech) ladder roller for Q-Top®+ (Q-Tech) roof gallery

Rear ladder roller for easier loading and unloading. (Accessory) (SWB & LWB, 150 cm, fits Q-Top®+ roof gallery)

Integrated roof rack

Can carry up to 130 kg of cargo (80 kg on Sport) and folds level with the roof line when not in use. Features load stop and integrated T-slots that are compatible with standard roof rack accessories to maximise the roof capability and usability. (Option and accessory on H1 models only)

ClimAir®+ wind deflectors

Reduces wind noise, allowing you a more enjoyable drive with the front windows down, even during light rain. (Accessory)

Alloy wheels

A selection of 16" and 17" alloy wheels are available. (Accessory)

Xvision (SCC)+ parking distance sensors

An audible warning helps you to judge parking distances. (Accessory)

Engine undershield

Tough corrosion-resistant metal undershield protects engine from accidental stone and kerb damage. Easily removed for oil changes and routine servicing. (Option and accessory)

Mud flaps

Contoured rear mud flaps help to protect the bodywork of your Transit Custom from stone chips and road spray (Option and accessory, excl. Sport Van)

Rubber floor mats

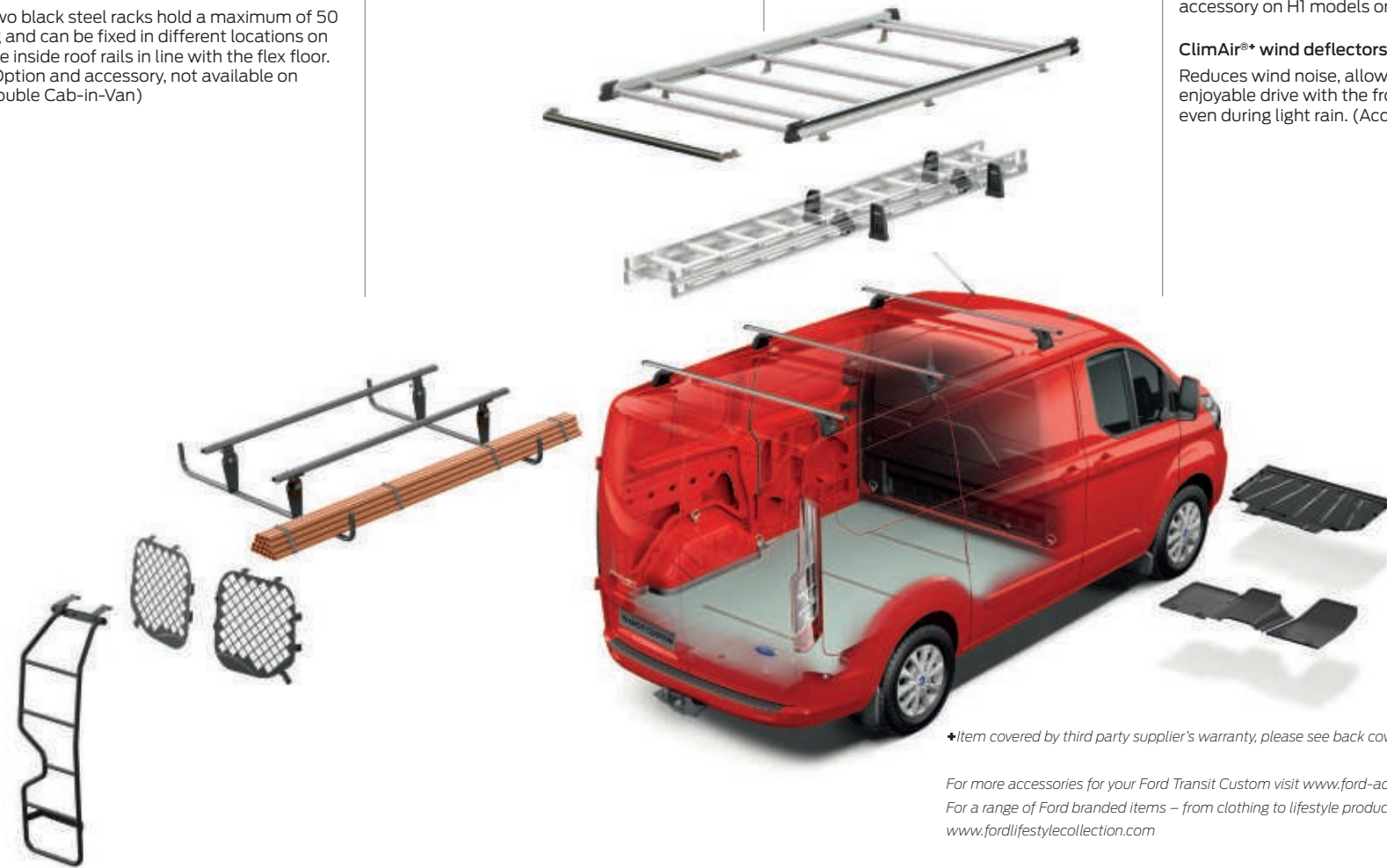
All-weather rubberised floor mats are tailor-made to fit your Ford perfectly and protect against dirt and damp. Securely fixed directly onto the vehicle's floor. (Accessory).

Bott+ cargo load net

Secure your loads safely and easily with a lightweight adjustable cargo net system, ideal for courier and parcel delivery services. Attaches to the side-mounted tie-down points and can be stowed away in a storage bag when not in use. Max load 500 daN. Available for L1 and L2 models. (Option and accessory)

Wooden load liner

Load floor kit includes two-piece wooden floor with anti-slip coating and integrated aluminium airline rails. Max rail load 500 daN. (Option)



♦Item covered by third party supplier's warranty, please see back cover for details.

For more accessories for your Ford Transit Custom visit www.ford-accessories.co.uk
For a range of Ford branded items – from clothing to lifestyle products – visit www.fordlifestylecollection.com



Our business is to keep your business moving.



FORD BUSINESS SERVICE

Efficiency, accuracy and convenience are at the heart of the Ford Transit24 commercial vehicle service promise. Therefore, whether it is servicing, maintenance or repair you need, be sure to come and see us.

- Available from all Transit Centres and Transit Service dealers
- While-you-wait servicing by prior appointment
- Late night servicing available at least once per week
- Priority treatment for urgent repairs
- Vehicle off the road repairs (VOR)*
- Collection and delivery**
- Testing and MOTs
- Transparent pricing
- Genuine Ford parts quality
- Ford-trained technicians
- Interim checks for optimum vehicle performance
- Service Activated Roadside Assistance†
- Ford Protect packages to suit you
- One Call to access all the Ford services you need

For more information and to find your nearest participating Ford Commercial Vehicle Dealer, visit the aftersales support section at www.ford.co.uk/transit24

Commercial Vehicle Finance

When it comes to financing your Ford Commercial Vehicle, our size and expertise means we're well placed to provide you with a wide range of finance products.

Ford Credit[®]: Provides a range of finance plans for Commercial Vehicle customers interested in owning their vehicle.

Ford Lease[®]: Specialises in contract hire and leasing and provides an alternative range of finance plans which can be tailored to suit your business.

FORD INSURE

At Ford Insure we provide insurance designed specifically for Ford owners. We have comprehensive cover which includes features and benefits that really matter to you, along with first class service.

- Repairs carried out by Ford-trained technicians at Ford Accident Repair Centres
- Genuine Ford parts with a 5 year guarantee
- Replacement van for the duration of your repairs
- Ford Insure experts at UK call centres
- 24 hour accident recovery
- Up to £500 cover for tools if they are lost, damaged by fire or stolen whilst in your vehicle
- Replacement child seats in the event of an accident

Terms and conditions apply.

Ford Insure is sold and administered by Europa Group Limited which is authorised and regulated by the Financial Conduct Authority, Registration number 309794. Registered in England with company number 3279177. Registered office: Europa House, Midland Way, Thornbury, Bristol, BS35 2JX.

FORD PROTECT

Commercial Extended Warranty

Extend your warranty up to 5 years (from date of registration), with Ford Protect available at participating Ford Dealers.

Extend your standard 3-year warranty and enjoy worry-free motoring for many years to come. Ford Protect provides a range of key benefits including:

- Extended duration and mileage
- Cover against unexpected repair costs
- Protection on trips abroad
- With a Ford Protect Plan, the price of parts and labour are guaranteed for the length of your plan
- Helps prolong the lifespan of your Ford vehicle

Helps protect your vehicle resale value

Ford Protect terms and conditions apply for further information please call 03702 416 726.

*Repairs will start on the same working day (as long as you bring your vehicle in before 3pm), or at least within 24 hours of its arrival. If we need to order parts, we'll begin work the day they're delivered. 'Vehicle off road' repairs should be completed within 24-hours.

**Your Transit Centre can arrange to collect your vehicle and deliver it back to you after service or repairs, so you can get on with running your business. By arrangement and limited to a specific mileage radius of the dealer. Contact your local dealer to discuss your requirements.

†Available at participating Dealers only. Roadside Assistance is activated automatically at every routine service with coverage extended valid from the date of service for 12 months, or until the next service is due, whichever comes first. See Ford.co.uk/roadsideassistance for more information.

Important Information:

[®]Ford Credit: Finance subject to status. Guarantees may be required. Freepost Ford Credit.

Ford Credit is a trading style of FCE Bank plc. which is authorised by the Prudential Regulation Authority and regulated by the Financial Conduct Authority and Prudential Regulation Authority under firm reference number 204469.

[®]Ford Lease: Ford Lease is provided by ALD Automotive Ltd, trading as Ford Lease, Oakwood Drive, Emersons Green, Bristol, BS16 7LB. ALD Automotive is registered in England No. 987418. For the purposes of the Data Protection Act 1998 the data controllers in relation to any information you supply are Ford Motor Company Limited, FCE Bank Plc and ALD Automotive. Finance subject to status. Guarantees and indemnities may be required. ALD Automotive is authorised and regulated by the Financial Conduct Authority.

Van



L1 H1 6.0 cu.m



L2 H1 6.8 cu.m



L1 H2 7.2 cu.m



L2 H2 8.3 cu.m

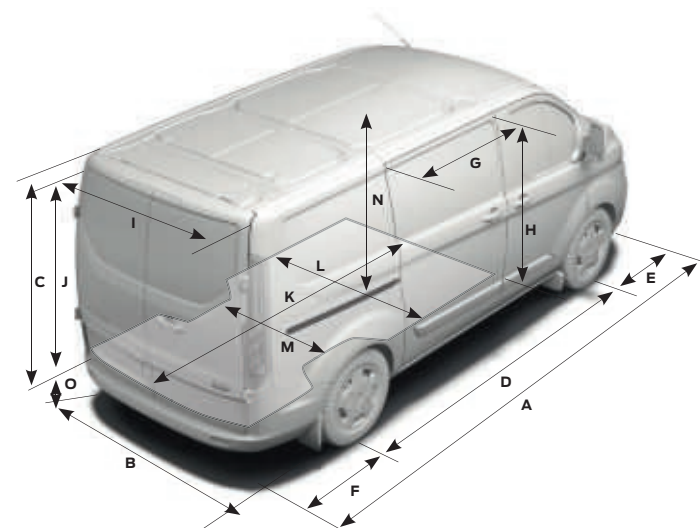
Double Cab-in-Van



L1 H1 3.5 cu.m



L2 H1 4.3 cu.m



Van/Double Cab-in-Van dimensions

	L1 H1 Van	L1 H2 Van	L2 H1 Van	L2 H2 Van
A Overall length	4973	4973	5340	5340
B Overall width with mirrors	2272	2272	2272	2272
Overall width with folded back mirrors	2080	2080	2080	2080
Overall width without mirrors and handles	1986	1986	1986	1986
C Overall height*	1925-2000	2286-2366	1922-1979	2285-2343
D Wheelbase	2933	2933	3300	3300
E Front of vehicle to front wheel centre	1012	1012	1012	1012
F Rear of vehicle to rear wheel centre	1028	1028	1028	1028
G Side door entry width	1030	1030	1030	1030
H Side load door entry height	1324	1324	1324	1324
I Rear door/tailgate entry width	1404	1404	1404	1404
J Rear door/tailgate entry height	1347	1706	1347	1706
K Maximum loadspace length (up to bulkhead)	2554	2554	2921	2921
Maximum loadspace length (includes underseat storage)	3037	3037	3404	3404
L Maximum loadspace width	1775	1775	1775	1775
M Loadspace between wheel arches	1351	1351	1351	1351
N Load floor to roof	1406	1778	1406	1778
O Rear door loading height*	511-564	511-564	513-536	513-536
P Maximum loadspace (with bulkhead) (cu.m)	6.0	7.2	6.8	8.3
Loadspace (behind bulkhead) (SAE) (cu.m)	5.7	7.2	6.6	8.2
Loadspace (with bulkhead) (VDA) (cu.m)	5.4	6.6	6.2	7.7

Turning circle (m)

15" wheels, kerb to kerb/wall to wall	10.9/11.6	10.9/11.6	12.2/12.8	12.2/12.8
16" wheels, kerb to kerb/wall to wall	11.6/12.2	11.6/12.2	12.8/13.4	12.8/13.4
17" wheels, kerb to kerb/wall to wall	11.8/12.3	-	13.0/13.5	-
18" wheels, kerb to kerb/wall to wall	12.1/12.6	-	-	-

Double Cab-in-Van unique measurements

G Side door entry width	930	n/a	930	n/a
P Maximum loadspace (behind bulkhead) (cu.m)	3.5	n/a	4.4	n/a
Loadspace (behind bulkhead) (SAE) (cu.m)	3.5	n/a	4.3	n/a
Loadspace (behind bulkhead) (VDA) (cu.m)	3.2	n/a	4.0	n/a
Q Maximum loadspace length	1577	n/a	1944	n/a
R Usable load length at 1.2m height	1505	n/a	1872	n/a

L1 = Short wheelbase, **L2** = Long wheelbase, **H1** = Low Roof, **H2** = High Roof. All dimensions (shown in mm) are subject to manufacturing tolerances and refer to minimum specification models and do not include additional equipment. *Height dimensions show the range from minimum to maximum of a fully laden, lowest payload vehicle to unladen highest payload vehicle. These illustrations are for guidance only. **VDA method** This is the method used by the Verband der Automobilindustrie (VDA) in Germany. A VDA figure is determined by filling the loadspace with 'litre' blocks, each measuring 200x100x50 mm. The blocks are then counted, and the numerical result is converted into cubic metres. **SAE Method** This is the method used by Society of Automotive Engineers. An SAE figure is determined by the average of two height, length and width dimensions, multiplied to derive volume in cubic metres. **Maximum load volume** method simply measures the volume of a fine-grained material such as sand or rice which can be deposited into the loadspace.

Kombi dimensions

	L1 H1 Kombi	L1 H2 Kombi	L2 H1 Kombi	L2 H2 Kombi
A Overall length	4973	4973	5340	5340
B Overall width with mirrors	2272	2272	2272	2272
Overall width with folded back mirrors	2080	2080	2080	2080
Overall width without mirrors and handles	1986	1986	1986	1986
C Overall height*	1922-2020	2280-2389	1923-2017	2284-2381
D Wheelbase	2933	2933	3300	3300
E Front of vehicle to front wheel centre	1012	1012	1012	1012
F Rear of vehicle to rear wheel centre	1028	1028	1028	1028
G Side door entry width	930	930	930	930
H Side load door entry height	1292	1292	1292	1292
I Rear door/tailgate entry width	1404	1404	1404	1404
Rear door/tailgate entry width (with rear air conditioning)	1225	1225	1225	1225
J Rear door/tailgate entry height	1297	1660	1297	1660
K Maximum loadspace length (behind second row seat)	1545	1545	1912	1912
Maximum loadspace length (behind third row seats)	687	687	1054	1054
L Maximum loadspace width	1775	1775	1775	1775
M Loadspace between wheel arches	1350	1350	1350	1350
N Load floor to roof	1382	1754	1382	1754
O Loading height*	444-588	444-588	451-581	451-581
P Loadspace (SAE) (cu.m) – 6 seats/9 seats	3.1/1.3	3.8/1.6	3.8/2.0	4.7/2.5

Turning circle (m)

16" wheels, kerb to kerb/wall to wall	11.6/12.2	11.6/12.2	12.8/13.4	12.8/13.4
---------------------------------------	-----------	-----------	-----------	-----------

L1 = Short wheelbase, **L2** = Long wheelbase, **H1** = Low Roof, **H2** = High Roof. All dimensions (shown in mm) are subject to manufacturing tolerances and refer to minimum specification models and do not include additional equipment. *Height dimensions show the range from minimum to maximum of a fully laden, lowest payload vehicle to unladen highest payload vehicle. These illustrations are for guidance only. **VDA method** This is the method used by the Verband der Automobilindustrie (VDA) in Germany. A VDA figure is determined by filling the loadspace with 'litre' blocks, each measuring 200x100x50 mm. The blocks are then counted, and the numerical result is converted into cubic metres. **SAE Method** This is the method used by Society of Automotive Engineers. An SAE figure is determined by the average of two height, length and width dimensions, multiplied to derive volume in cubic metres. **Maximum load volume** method simply measures the volume of a fine-grained material such as sand or rice which can be deposited into the loadspace.

Kombi



L1 H1 1.3 cu.m*



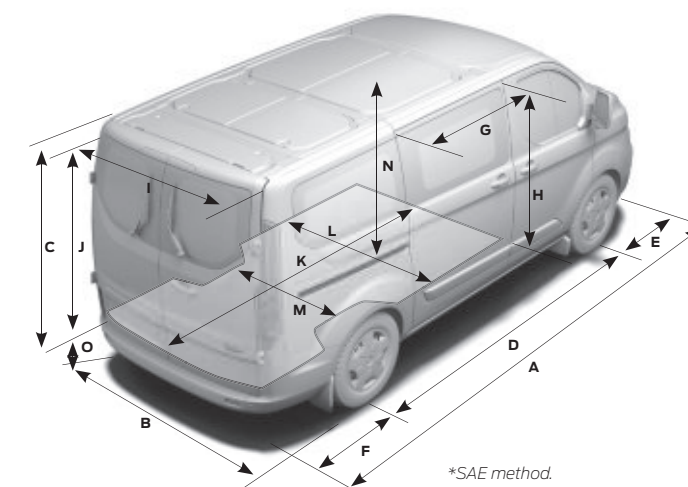
L2 H1 2.0 cu.m*



L1 H2 1.6 cu.m*



L2 H2 2.5 cu.m*



*SAE method.

Get the most from your new Ford

We want to help you get the most from your new Ford. And to do that, you need to know how much it is designed to safely carry, both in terms of payload and load volume. Your Transit Centre can provide professional advice on important specification aspects, and help to find the right van for your budget and business needs.

The Ford Transit Custom is designed to carry cargo – and lots of it.

Choosing a new van is an important decision with lots of factors to be considered. While some aspects, like selecting the most appropriate derivative, identifying the intended primary use and determining load box size are relatively simple, others, such as calculating payload are more complex.

Payload capacity

To calculate payload, you need to know two things: the vehicle's gross vehicle mass (GVM) and its kerb mass.

GVM is the maximum permissible weight of the vehicle when loaded and ready to go – that includes the weight of the vehicle itself, ancillaries, driver and crew (assuming the industry standard weight of 75 kg/person), fluids, fuel tank 90% full (1 litre of diesel = approximately 0.85 kg), optional and aftermarket equipment, and cargo.

For simplicity, Ford Transit models are designated according to their GVM. For example, a 280 has a GVM of c. 2,800 kg; and a 300 has a GVM of c. 3,000 kg.

Kerb mass is the weight of a standard-specification Base series vehicle, including fluids and fuel tank 90% full, but without the driver, crew or cargo.

Payload is the difference between the two.

Gross vehicle mass minus kerb mass = payload

So to help you choose the right vehicle for your needs, here are some more detailed explanations about the factors that can influence a vehicle's payload. These include, but are not limited to:

Driver and crew

We calculate the weight of the driver and crew based on the industry-standard weight of 75 kg/person. Remember that the driver and crew are not included in the kerb mass figure, so when a driver or crew boards the vehicle, its payload will be reduced accordingly.

Factory-fitted options

Most factory-fitted options will affect a vehicle's payload. For example, air conditioning can add approximately 18 kg to a vehicle's weight, and therefore reduce its payload accordingly.

However, specifying a single front passenger seat in lieu of the standard dual seat will reduce the vehicle's weight by approximately 12 kg, and increase its payload by the same amount. Your Transit Centre will be able to tell you what features can add or reduce your vehicle's kerb mass and by how much.

Series

All kerb masses quoted in this brochure are for standard-specification Base series models, unless otherwise stated. Trend, Limited and Sport series models will generally weigh more than Base series due to the increased level of features and equipment.

Manufacturing tolerances

Variations in manufacturing and production processes mean that no two vehicles are likely to weigh exactly the same.

Accessories and aftermarket conversions

It is important to think carefully about what you add to your vehicle after you take delivery. Any accessories fitted or aftermarket conversions to the vehicle may adversely affect its payload. Please speak to your Transit Centre for more information and advice.

If payload is critical to your business, or if you plan to carry cargo at, or close to, the vehicle's maximum capacity, your Transit Centre can help. Using their specialist expertise and knowledge, they can advise you on the exact specification of vehicle required to meet your individual business needs.

Configure your van to suit your job

Ford Commercial Vehicles are available with a wide range of standard and optional features. Your Transit Centre can help you ensure that you specify the right vehicle features for your specific business needs, including technical items to aid aftermarket fitment of specialist equipment or conversion.

Note Technical information for vehicle converters can be found online via the Body and Equipment Mounting Manual @ etis.ford.com go to >information >>vehicle conversions.

Weights and loads

	Max gross payload (excluding driver/passengers) (kg)	Gross vehicle mass (kg)	Min kerb mass (excluding driver/passengers) (kg)	Front axle plated mass (kg)	Rear axle plated mass (kg)
Van (3 Seats)					
260 L1 HI with manual transmission	685	2600	1915	1575	1415
280 L1 HI with manual transmission	799-885	2800	1915-2001	1575	1415
280 L1 HI with automatic transmission	747 - 791	2800	2009-2053	1575	1415
290 L1 HI with manual transmission – Sport	933	2900	1967	1550	1575
290 L1 HI with automatic transmission – Sport	881	2900	2019	1550	1575
290 L2 HI with manual transmission – Sport	851	2900	2049	1575	1575
300 L1 HI with manual transmission	999-1085	3000	1915-2001	1575	1590
300 L1 HI with automatic transmission	947-991	3000	2009-2053	1575	1590
300 L2 HI with manual transmission	910-1005	3000	1995-2090	1675	1590
300 L2 HI with automatic transmission	858-903	3000	2097-2142	1675	1590
310 L1 HI with manual transmission – Sport	1133	3100	1967	1600	1640
310 L1 HI with automatic transmission – Sport	1081	3100	2019	1600	1640
310 L2 HI with manual transmission – Sport	1051	3100	2049	1650	1640
310 L2 HI with automatic transmission – Sport	999	3100	2101	1650	1640
320 L1 HI with manual transmission	1199-1285	3200	1915-2001	1625	1725
320 L1 HI with automatic transmission	1147-1191	3200	2009-2053	1625	1725
320 L2 HI with manual transmission	1110-1205	3200	1995-2090	1725	1725
320 L2 HI with automatic transmission	1058-1103	3200	2097-2142	1725	1725
340 L1 HI with manual transmission	1373-1459	3400	1941-2027	1625	2015
340 L1 HI with automatic transmission	1321-1365	3400	2035-2079	1625	2015
340 L2 HI with manual transmission	1284-1379	3400	2021-2116	1750	2015
340 L2 HI with automatic transmission	1232-1277	3400	2123-2168	1750	2015

	Max gross payload (excluding driver/passengers) (kg)	Gross vehicle mass (kg)	Min kerb mass (excluding driver/passengers) (kg)	Front axle plated mass (kg)	Rear axle plated mass (kg)
Double Cab-in-Van (6 Seats*)					
280 L1 HI with manual transmission	794-804	2800	1996-2006	1575	1415
300 L1 HI with manual transmission	898-991	3000	2009-2102	1575	1590
300 L1 HI with automatic transmission	846	3000	2154	1575	1590
300 L2 HI with manual transmission	810-910	3000	2090-2190	1675	1590
300 L2 HI with automatic transmission	769	3000	2231	1675	1590
310 L1 HI with manual transmission – Sport	1042	3100	2058	1600	1640
310 L1 HI with automatic transmission – Sport	990	3100	2110	1600	1640
310 L2 HI with manual transmission – Sport	960	3100	2140	1650	1640
320 L1 HI with manual transmission	1098-1191	3200	2009-2102	1625	1725
320 L1 HI with automatic transmission	1046	3200	2154	1625	1725
320 L2 HI with manual transmission	1010-1110	3200	2090-2190	1725	1725
320 L2 HI with automatic transmission	958	3200	2242	1725	1725
340 L1 HI with manual transmission	1355	3400	2045	1625	2015
340 L1 HI with automatic transmission	1303	3400	2097	1625	2015
340 L2 HI with manual transmission	1270	3400	2130	1750	2015
340 L2 HI with automatic transmission	1218	3400	2182	1750	2015

L1 = Short wheelbase, **L2** = Long wheelbase, **H1** = Low Roof. Figures apply to Low Roof vehicles unless otherwise stated. For High Roof option vehicles, kerb mass is increased and payload reduced. Kerb mass is affected by many factors such as bodystyles, engines and options. It is the weight of a standard-specification base series vehicle (different series will have different kerb masses), including fluids and fuel tank 90% full, but without the driver (75kg), crew or cargo. Payload within this guide is the difference between gross vehicle mass (GVM) and kerb mass with a further 75kg deduction for the weight of the driver. It must be noted that actual weight will always be subject to manufacturing tolerances which may result in payload variations between this guide and actual weight. For customers intending to load vehicle close to maximum payload, **we suggest you also add a margin for error of 5% of Kerb Mass to the Kerb Mass figure before calculation, to reduce risk of overloading.** *280 DCIV, 300L2 DCIV Limited and 310 DCIV Sport Van are only available with single front passenger seat, so maximum 5 seats. NB: It is the responsibility of the vehicle operator to ensure their vehicles are legally compliant for road use.

Weights and loads

	Max gross payload (excluding driver/ passengers) (kg)	Gross vehicle mass (kg)	Min kerb mass (excluding driver/ passengers) (kg)	Front axle plated mass (kg)	Rear axle plated mass (kg)
Kombi M1 (8-9 Seats)					
320 L1 H1 with manual transmission	1018-1036	3190	2154-2172	1625	1725
320 L1 H1 with automatic transmission	1020	3240	2220	1675	1725
320 L1 H1 with manual transmission and Rear Air Suspension (vehicle will be re-classified as 310)	911-929	3140	2211-2229	1625	1640
320 L1 H1 with automatic transmission and Rear Air Suspension (vehicle will be re-classified as 310)	863-881	3140	2259-2277	1675	1640
320 L2 H1 with manual transmission	923-938	3190	2252-2267	1725	1725
320 L2 H1 with automatic transmission	925	3240	2315	1725	1725
320 L2 H1 with manual transmission and Rear Air Suspension (vehicle will be re-classified as 310)	816-831	3140	2309-2324	1725	1640
340 L1 H1 with manual transmission	1202-1220	3400	2180-2198	1625	2015
340 L1 H1 automatic transmission	1154-1172	3400	2246-2228	1625	2015
340 L2 H1 with manual transmission	1107-1122	3400	2247-2293	1750	2015
340 L2 H1 automatic transmission	1059-1074	3400	2326-2341	1750	2015

L1 = Short wheelbase, **L2** = Long wheelbase, **H1** = Low Roof. Figures apply to Low Roof vehicles unless otherwise stated. For High Roof option vehicles, kerb mass is increased and payload reduced. Kerb mass is affected by many factors such as bodystyles, engines and options. It is the weight of a standard-specification base series vehicle (different series will have different kerb masses), including fluids and fuel tank 90% full, but without the driver (75kg), crew or cargo. Payload within this guide is the difference between gross vehicle mass (GVM) and kerb mass with a further 75kg deduction for the weight of the driver. It must be noted that actual weight will always be subject to manufacturing tolerances which may result in payload variations between this guide and actual weight. For customers intending to load vehicle close to maximum payload, **we suggest you also add a margin for error of 5% of Kerb Mass to the Kerb Mass figure before calculation, to reduce risk of overloading.** NB: It is the responsibility of the vehicle operator to ensure their vehicles are legally compliant for road use.

Van/Double Cab-in-Van Fuel economy and CO₂ emissions

The fuel economy figures quoted in the table below are achieved by following strict EU governed test procedures and are specifically designed to enable customers to compare vehicles from all manufacturers on a like-for-like basis. Fuel consumption is directly affected by the length of the journey; number of passengers and amount of luggage carried; individual driving style; road and traffic conditions; weather conditions; vehicle age, mileage, condition and standard of maintenance; use of vehicle features such as air conditioning; and any modifications to the vehicle such as the addition of a roof rack. Your fuel economy will vary based on these and other factors and, for these reasons, many drivers may not achieve the EU fuel economy figures (below) in day-to-day driving, although the vehicle is technically capable of doing so.

Reality check. Making fuel economy figures more realistic.

From 1 September 2017, certain new vehicles will be type-approved using the Worldwide Harmonised Light Vehicle Test Procedure (WLTP) according to (EU) 2017/1151, as last amended, which is a new, more realistic test procedure for measuring fuel consumption and CO₂ emissions. From 1 September 2018 the WLTP will fully replace the New European Drive Cycle (NEDC), which is the current test procedure. During NEDC Phase-out, WLTP fuel consumption and CO₂ emissions are being correlated back to NEDC. There will be some variance to the previous fuel economy and emissions as some elements of the tests have altered i.e., same car might have different reported fuel consumption and CO₂ emissions.

To learn more about the new testing procedures, please visit www.ford.co.uk/owner/resources-and-support/fuel-economy

	Axle ratio ^o	CO ₂ emissions (g/km) ^{ooo}	Fuel consumption in L/100 km/mpg ^{ooo}		
			Urban	Extra Urban	Combined
Van, Double Cab-in-Van					
2.0 TDCi Ford EcoBlue 105 PS (77 kW) ECOnetic	3.94	148	6.5/43.5	5.3/53.3	5.7/49.6
2.0 TDCi Ford EcoBlue 130 PS (96 kW)/170 PS (125 kW) – Automatic transmission	3.65	197-182	7.6-8.0/ 37.2-35.3	6.6-7.2/ 42.8-39.2	7.0-7.6/ 40.4-37.2
2.0 TDCi Ford EcoBlue 105 PS (77 kW)/130 PS (96 kW)	3.94	175-161	6.9-7.7/ 40.9-36.7	5.8-6.1/ 48.7-46.3	6.2-6.8/ 45.6-41.5
2.0 TDCi Ford EcoBlue 105 PS (77 kW)/130 PS (96 kW)	4.19	175-161	6.9-7.7/ 40.9-36.7	5.8-6.1/ 48.7-46.3	6.2-6.8/ 45.6-41.5
2.0 TDCi Ford EcoBlue 170 PS (125 kW)	4.19	179-165	7.1-7.9/ 39.8-35.8	6.0-6.3/ 47.1/44.8	6.4-6.9/ 44.1-40.9
2.0 TDCi Ford EcoBlue 130 PS (96 kW)/170 PS (125 kW)	4.43	188-166	7.1-8.1/ 39.8-34.9	6.0-6.8/ 47.1-41.5	6.4-7.3/ 44.1-38.7

Values shown illustrate vehicles fitted with Auto-Start-Stop. Auto-Start-Stop system reduces CO₂ emissions and fuel consumption by 6 g/km and between 0.2-0.3 L/100km respectively. ^{oo}The illustrated axle ratio shown is the one available dependent upon model, GVM payload and engine/transmission combination. ^{ooo}The declared fuel/energy consumptions and CO₂ emissions for Stage 6 engines are measured according to the technical requirements and specifications of European Regulation (EC) 715/2007 and (EC) 692/2008 as last amended. Fuel consumption and CO₂ emissions may be specified for a vehicle variant and not for a single vehicle. The applied standard test procedure enables a comparison between different vehicle types and different manufacturers. In addition to the fuel efficiency of a vehicle; driving behaviour as well as other non-technical factors are very important in determining a vehicle's fuel/energy consumption and CO₂ emissions.

SelectShift automatic transmission

For greater comfort and convenience in urban driving, Transit Custom can be specified with a six-speed SelectShift automatic transmission. Offering smooth, responsive and efficient performance, the transmission also provides the option of manual shifting using buttons on the gear lever. (Available on 130 PS and 170 PS models)



Kombi M1 Fuel economy and CO₂ emissions

The test used to establish fuel consumption and CO₂ figures has changed to deliver results that are more representative of real life driving. The Worldwide Harmonised Light Vehicle Test Procedure (WLTP) has replaced the old NEDC test. The Fuel Consumption figures shown are derived from the new WLTP test. However, until 6th April 2020, the CO₂ figure shown will be the NEDC equivalent and this will be used to calculate Vehicle Excise Duty.

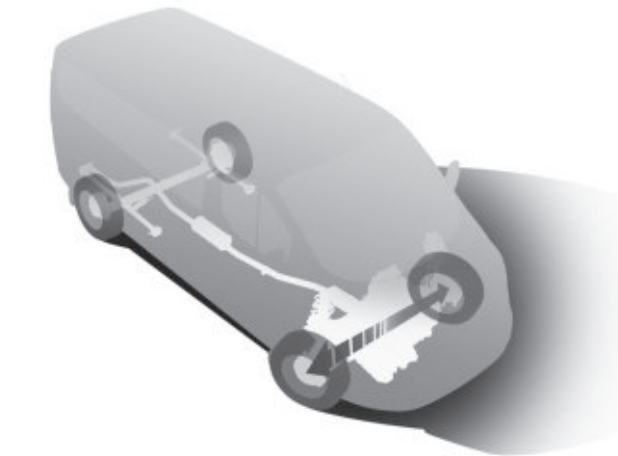
Understanding fuel data

The table below shows the fuel consumption (WLTP) and CO₂ emissions (NEDC equivalent) for each available engine when fitted on a standard specification Ford Transit Custom Kombi M1 (with no options or accessories). **Adding options or accessories to your chosen vehicle can impact WLTP fuel consumption and CO₂ emissions.** Please speak to your Ford dealer for more information.

The fuel consumption you achieve in real life conditions and CO₂ produced will depend upon a number of factors including any options and accessories fitted, variations in weather, driving styles and vehicle load

Engine	2.0L Ford EcoBlue 105PS (77kW)	2.0L Ford EcoBlue 130PS (96kW)	2.0L Ford EcoBlue 130PS (96kW)	2.0L Ford EcoBlue 170PS (125kW)	2.0L Ford EcoBlue 170PS (125kW)
Transmission	6-speed manual	6-speed manual	6-speed automatic	6-speed manual	6-speed automatic
Available on	Base	Base & Trend	Base & Trend	Trend	Trend
Euro Stage	Stage 6.2 + DPF	Stage 6.2 + DPF	Stage 6.2 + DPF	Stage 6.2 + DPF	Stage 6.2 + DPF
Maximum Power PS (kW)	105PS (77kW)	130PS (96kW)	130PS (96kW)	170PS (125kW)	170PS (125kW)
Torque Nm	360	385	385	405	405
CO ₂ emissions (NEDC equivalent) ⁰⁰					
320 L1	165	165	178	-	-
320 L2	168	168	179	-	-
340 L1	-	165	179	165	179
340 L2	-	168	183	168	183
Combined Fuel Consumption ⁰⁰ (WLTP figures with no options)					
Lowest Performing MPG (L/100km) Combined	35.3 (8.0)	34.9 (8.1)	33.2 (8.5)	34.9 (8.1)	33.2 (8.5)
Highest Performing MPG (L/100km) Combined	35.8 (7.9)	35.3 (8.0)	34.0 (8.3)	35.3 (8.0)	33.6 (8.4)

⁰⁰The declared Fuel/Energy Consumptions, CO₂-Emissions and Electric range are determined according to the technical requirements and specifications of the European Regulations (EC) 715/2007 and (EU) 2017/1151 as last amended. Light Duty Vehicles type-approved using the World Harmonised Light Vehicle Test Procedure (WLTP) have Fuel/Energy Consumptions and CO₂-Emission information for both New European Drive Cycle (NEDC) and WLTP. WLTP is a new, more realistic test procedure for measuring fuel consumption and CO₂ emissions and will fully replace the NEDC latest by end of the year 2020. The applied standard test procedure enables comparison between different vehicle types and different manufacturers. In addition to the fuel efficiency of a car, driving behaviour as well as other non-technical factors play a role in determining a car's fuel/energy consumption, CO₂ emissions and electric range. CO₂ is the main greenhouse gas responsible for global warming. A guide on fuel economy and CO₂ emissions which contain data for all new passenger car models is available at any point of sale free of charge or can be downloaded under <http://carfueldata.dft.gov.uk>



Max. GTM (kg)

	Axle ratio ⁰⁰	260	280	290	300**	310	320**	340
Van/Double Cab-in-Van/Kombi								
2.0 TDCi Ford EcoBlue 105 PS (77 kW) (15" wheels)	3.94	● 4540	4540	-	4540	-	4540	-
2.0 TDCi Ford EcoBlue 105 PS (77 kW) (16" wheels)	4.19	● -	-	-	-	-	5040	-
2.0 TDCi Ford EcoBlue 130 PS (96 kW) (15" wheels)	3.94	● -	4940	-	4940	-	4940	-
2.0 TDCi Ford EcoBlue 130 PS (96 kW) (16" wheels)	4.19	● -	5240	-	5240	-	5240	-
2.0 TDCi Ford EcoBlue 130 PS (96 kW)	4.43	● -	-	-	-	-	-	5365
2.0 TDCi Ford EcoBlue 130 PS (96 kW) Auto	3.65	● -	3800	-	4000	-	4200	4365
2.0 TDCi Ford EcoBlue 170 PS (125 kW)	4.19	● -	5240	-	5240	-	5240	-
2.0 TDCi Ford EcoBlue 170 PS (125 kW)	4.43	● -	-	-	-	-	-	5365
2.0 TDCi Ford EcoBlue 170 PS (125 kW) Auto	3.65	● -	3800	-	4000	-	4200	4365
2.0 TDCi Ford EcoBlue 170 PS (125 kW) Sport Manual with 17" wheels	4.19	● -	-	-	-	5240	-	-
2.0 TDCi Ford EcoBlue 170 PS (125 kW) Sport Auto with 17" wheels	3.65	● -	-	-	-	4100	-	-
2.0 TDCi Ford EcoBlue 170 PS (125 kW) Sport Manual with 18" wheels	4.19	● -	-	5240	-	-	-	-
2.0 TDCi Ford EcoBlue 170 PS (125 kW) Sport Auto with 18" wheels	3.65	● -	-	3900	-	-	-	-

● = Standard.**Note:** All engines are Stage 6 unless stated and include coated diesel particulate filter (cDPF).⁰⁰The illustrated axle ratio shown is the one available dependent upon model, GVM payload and engine combination. **ECOnetic series and vehicles fitted with optional rear air suspension are not suitable for towing and therefore have no trailer plate value. Maximum unbraked trailer mass is 750kg.

Torque Vectoring Control

Torque Vectoring Control reacts to the road surface 100 times per second. (That's 33 times faster than the blink of an eye.) Using this information, it balances the amount of power delivered to each of the driven wheels. This maximises grip and sharpens handling, helping you round corners and over undulations in the road. (Standard)

Max. braked trailer plate (kg)

	Wheel size	Axle ratio ^{ae}		260	280	290	300**	310	320**	340
L1 Van/Double Cab-in-Van										
2.0 TDCi Ford EcoBlue 105 PS (77 kW)	15"	3.94	●	2350	2350/2250	-	2300/2250	-	2300/2250	-
2.0 TDCi Ford EcoBlue 105 PS (77 kW)	16"	4.19	●	-	-	-	-	-	2500	-
2.0 TDCi Ford EcoBlue 130 PS (96 kW)	15"	3.94	●	-	2500/2500	-	2500/2500	-	2500/2500	-
2.0 TDCi Ford EcoBlue 130 PS (96 kW)	16"	4.19	●	-	-	-	-	-	2500/2500	-
2.0 TDCi Ford EcoBlue 130 PS (96 kW)	16"	4.43	●	-	-	-	-	-	-	2500/2500
2.0 TDCi Ford EcoBlue 130 PS (96 kW) Auto	16"	3.65	●	-	1450	-	1650/1550	-	1850/1750	2000/2000
2.0 TDCi Ford EcoBlue 170 PS (125 kW)	16"	4.19	●	-	2500	-	2500/2500	-	2500/2500	-
2.0 TDCi Ford EcoBlue 170 PS (125 kW)	16"	4.43	●	-	-	-	-	-	-	2500/2500
2.0 TDCi Ford EcoBlue 170 PS (125 kW) Auto	16"	3.65	●	-	1450/-	-	1650/1550	-	1850/1750	2000/2000
2.0 TDCi Ford EcoBlue 170 PS (125 kW) Sport Manual	17"	4.19	●	-	-	-	-	2500/2500	-	-
2.0 TDCi Ford EcoBlue 170 PS (125 kW) Sport Auto	17"	3.65	●	-	-	-	-	1800/1700	-	-
2.0 TDCi Ford EcoBlue 170 PS (125 kW) Sport Manual	18"	4.19	●	-	-	2500/-	-	-	-	-
2.0 TDCi Ford EcoBlue 170 PS (125 kW) Sport Auto	18"	3.65	●	-	-	1600/-	-	-	-	-

● = Standard, ○ = Option, at extra cost. **Note:** All engines are Stage 6 unless stated and include coated diesel particulate filter (cDPF). ^{ae}The illustrated axle ratio shown is the one available dependent upon model, GVM payload and engine combination. Max trailer plate may vary depending on differences in equipment levels eg Base to Trend, figures shown here are for lowest available equipment level. Consult your Ford Transit Centre for more information. *Van only. **ECONetic series and vehicles fitted with optional rear air suspension are not suitable for towing and therefore have no trailer plate value. Maximum unbraked trailer mass is 750kg.

Max. braked trailer plate (kg)

	Wheel size	Axle ratio ^{ae}		260	280	290	300**	310	320**	340
L2 Van/Double Cab-in-Van										
2.0 TDCi Ford EcoBlue 105 PS (77 kW)	15"	3.94	●	-	-	-	2200/2150	-	2200/2150	-
2.0 TDCi Ford EcoBlue 105 PS (77 kW)	16"	4.19	●	-	-	-	-	-	2700/2650	-
2.0 TDCi Ford EcoBlue 130 PS (96 kW)	15"	3.94	●	-	-	-	2550/2450	-	2550/2450	-
2.0 TDCi Ford EcoBlue 130 PS (96 kW)	16"	4.19	●	-	-	-	2800/2750	-	2800/2750	-
2.0 TDCi Ford EcoBlue 130 PS (96 kW)	16"	4.43	●	-	-	-	-	-	-	2800/2800
2.0 TDCi Ford EcoBlue 130 PS (96 kW) Auto	16"	3.65	●	-	-	-	1550/1500	-	1750/1650	1950/1900
2.0 TDCi Ford EcoBlue 170 PS (125 kW)	16"	4.19	●	-	-	-	2800/2750	-	2800/2750	-
2.0 TDCi Ford EcoBlue 170 PS (125 kW)	16"	4.43	●	-	-	-	-	-	1750	2800
2.0 TDCi Ford EcoBlue 170 PS (125 kW) Auto	16"	3.65	●	-	-	-	1550/1700	-	1850/1700	1900/-
2.0 TDCi Ford EcoBlue 170 PS (125 kW) Sport Manual	17"	4.19	●	-	-	-	-	2800/2800	-	-
2.0 TDCi Ford EcoBlue 170 PS (125 kW) Sport Auto*	17"	3.65	●	-	-	-	-	1700/-	-	-
2.0 TDCi Ford EcoBlue 170 PS (125 kW) Sport Manual	18"	4.19	●	-	-	2800/-	-	-	-	-
L1 Kombi M1										
2.0 TDCi Ford EcoBlue 105 PS (77 kW)	16"	4.19	●	-	-	-	-	-	2000	-
2.0 TDCi Ford EcoBlue 130 PS (96 kW)	16"	4.19	●	-	-	-	-	-	2200	-
2.0 TDCi Ford EcoBlue 130 PS (96 kW)	16"	4.43	●	-	-	-	-	-	-	2300
2.0 TDCi Ford EcoBlue 130 PS (96 kW) Auto	16"	3.65	●	-	-	-	-	-	1150	1250
2.0 TDCi Ford EcoBlue 170 PS (125 kW)	16"	4.43	●	-	-	-	-	-	-	2300
2.0 TDCi Ford EcoBlue 170 PS (125 kW) Auto	16"	3.65	●	-	-	-	-	-	-	1250
L2 Kombi M1										
2.0 TDCi Ford EcoBlue 105 PS (77 kW)	16"	4.19	●	-	-	-	-	-	1900	-
2.0 TDCi Ford EcoBlue 130 PS (96 kW)	16"	4.19	●	-	-	-	-	-	2100	-
2.0 TDCi Ford EcoBlue 130 PS (96 kW)	16"	4.43	●	-	-	-	-	-	-	2200
2.0 TDCi Ford EcoBlue 130 PS (96 kW) Auto	16"	3.65	●	-	-	-	-	-	1050	1150
2.0 TDCi Ford EcoBlue 170 PS (125 kW)	16"	4.43	●	-	-	-	-	-	-	2200
2.0 TDCi Ford EcoBlue 170 PS (125 kW) Auto	16"	3.65	●	-	-	-	-	-	-	1150

● = Standard, ○ = Option, at extra cost. **Note:** All engines are Stage 6 unless stated and include coated diesel particulate filter (cDPF). ^{ae}The illustrated axle ratio shown is the one available dependent upon model, GVM payload and engine combination. Max trailer plate may vary depending on differences in equipment levels eg Base to Trend, figures shown here are for lowest available equipment level. Consult your Ford Transit Centre for more information. *Van only. **ECONetic series and vehicles fitted with optional rear air suspension are not suitable for towing and therefore have no trailer plate value. Maximum unbraked trailer mass is 750kg.

Model availability

	260L1 HI/HZ	280L1 HI/HZ	290L1 HI	290L2 HI	300L1 HI/HZ	300L2 HI/HZ	310L1 HI	310L2 HI	320L1 HI/HZ	320L2 HI/HZ	340L1 HI/HZ	340L2 HI/HZ
Van												
2.0 TDCi Ford EcoBlue 105 PS (77 kW) ECONetic*	-	-	-	-	●	-	-	-	-	-	-	-
2.0 TDCi Ford EcoBlue 105 PS (77 kW)	●	●	-	-	●	●	-	-	●	●	-	-
2.0 TDCi Ford EcoBlue 130 PS (96 kW)	-	●	-	-	●	●	-	-	●	●	●	●
2.0 TDCi Ford EcoBlue 130 PS (96 kW) 6-speed automatic	-	●	-	-	●	●	-	-	●	●	●	●
2.0 TDCi Ford EcoBlue 170 PS (125 kW)	-	●	-	-	●	●	-	-	●	●	●	●
2.0 TDCi Ford EcoBlue 170 PS (125 kW) 6-speed automatic	-	●	-	-	●	●	-	-	●	●	●	●
2.0 TDCi Ford EcoBlue 170 PS (125 kW) 6-speed manual (Sport series) (17" alloy wheels)	-	-	-	-	-	-	●	●	-	-	-	-
2.0 TDCi Ford EcoBlue 170 PS (125 kW) 6-speed automatic (Sport series) (17" alloy wheels)	-	-	-	-	-	-	●	●	-	-	-	-
2.0 TDCi Ford EcoBlue 170 PS (125 kW) (Sport series) (18" alloy wheels)	-	-	●	●	-	-	-	-	-	-	-	-
2.0 TDCi Ford EcoBlue 170 PS (125 kW) 6-speed automatic (Sport series) (18" alloy wheels)	-	-	●	-	-	-	-	-	-	-	-	-
Double Cab-in-Van (not available with High Roof)												
2.0 TDCi Ford EcoBlue 105 PS (77 kW)	-	●	-	-	●	●	-	-	●	●	-	-
2.0 TDCi Ford EcoBlue 130 PS (96 kW)	-	●	-	-	●	●	-	-	●	●	●	●
2.0 TDCi Ford EcoBlue 130 PS (96 kW) 6-speed automatic	-	-	-	-	●	●	-	-	●	●	●	●
2.0 TDCi Ford EcoBlue 170 PS (125 kW)	-	-	-	-	●	●	-	-	●	●	●	-
2.0 TDCi Ford EcoBlue 170 PS (125 kW) 6-speed automatic	-	-	-	-	●	●	-	-	●	●	●	-
2.0 TDCi Ford EcoBlue 170 PS (125 kW) (Sport series) (17" alloy wheels)	-	-	-	-	-	-	●	●	-	-	-	-
2.0 TDCi Ford EcoBlue 170 PS (125 kW) 6-speed automatic (Sport series) (17" alloy wheels)	-	-	-	-	-	-	●	-	-	-	-	-

Note: ● = Available, - = Not available. **L1** = Short wheelbase, **L2** = Long wheelbase, **HI** = Low Roof, **H2** = High Roof. All engines are Stage 6 with 6-speed manual transmission unless otherwise stated. *ECONetic is not available with H2 high roof option

	320 L1 HI/HZ	320 L2 HI/HZ	340 L1 HI/HZ	340 L2 HI/HZ
Kombi M1				
2.0 TDCi Ford EcoBlue 105 PS (77 kW)	●	●	-	-
2.0 TDCi Ford EcoBlue 130 PS (96 kW)	●	●	●	●
2.0 TDCi Ford EcoBlue 130 PS (96 kW) 6-speed automatic	●	●	●	●
2.0 TDCi Ford EcoBlue 170 PS (125 kW)	●	●	●	●
2.0 TDCi Ford EcoBlue 170 PS (125 kW) 6-speed automatic	●	●	●	●

Note: ● = Available, - = Not available. **L1** = Short wheelbase, **L2** = Long wheelbase, **HI** = Low Roof, **H2** = High Roof. All engines are Stage 6.2 with 6-speed manual transmission unless otherwise stated.

Styling and appearance

	Base	Trend	Limited	Sport
Wheels				
Steel – 15"x6½" (Fitted with 215/65 R15 BSW tyres)* (standard for 260, 280, 300 series) (not available with automatic transmission)	●	●	-	-
Steel – 16"x6½" (Fitted with 215/65 R16 BSW tyres)* (standard on 320 and 340 series or if specified with automatic transmission)	●	●	-	-
Alloy – 16"x6½" 5x2-spoke, Sparkle Silver finish (Fitted with 215/65 R16 BSW tyres)* (includes locking wheel nuts)	-	○	●	-
Alloy – 17"x7" 5x2-spoke, Bright/Machined Black finish (Fitted with 215/60 R17 BSW tyres)* (includes locking wheel nuts) (standard on 310 Sport Van and 310 Sport Double Cab-in-Van)	-	-	-	●
Alloy – 18"x7½" 10-spoke, Sparkle Silver finish (Fitted with 235/50 R18 101LI tyres)* (includes locking wheel nuts) (Standard on 290 Sport Van only)	-	-	-	○
Wheel covers – Half caps	●	-	-	-
Wheel covers – Full	-	●	-	-
Spare – Full-size steel with tool kit (exc. ECONetic)	●	●	●	-
Spare – Mini steel with tool kit	-	-	-	●
Tyre inflator kit (included with delete spare wheel option) (standard on ECONetic)	□	□	□	□
Delete spare wheel (DCiV only on Sport)	○	○	○	-/○
Design Features				
Bodyside mouldings – Body colour	-	-	●	●
Front bumper – Body colour	-	●	●	●
Rear bumper – Body colour	-	-	●	●
Door handles – Body colour	-	-	●	●
Tailgate/cargo door handle – Body colour	-	-	●	●
Sport Styling kit – Body colour front lower bumper skirt, side skirts, rear bumper skirt corners and front and rear wheel arch extensions, unique front fog light bezel plus twin stripes on bonnet and rear doors	-	-	-	●
Rear privacy glass (Van only)	○	○	○	○
Rear privacy glass (Double Cab-in-Van and Kombi only)	○	●	●	●
Headlining – Cab, moulded (Van only)	●	●	●	●
Headlining – Extended, moulded (Double Cab-in-Van only)	●	●	●	●
Headlining – Full length, moulded (Kombi only)	●	●	-	-
Front grille – 3 bar mould in colour	●	●	-	-
Front grille – 3 bar mould in colour with gloss black fins	-	-	-	●
Front grille – 3 bar mould in colour with chrome surround	-	-	●	-
Paint				
Paint – Solid	●	●	●	●
Paint – Metallic	○	○	○	○

● = Standard, ○ = Option, at extra cost, □ = Part of an option pack, at extra cost. *Not available on Kombi M1.

*The wheel you choose will be fitted with the tyre size noted, but no choice of tyre brand is available. *Not available on Kombi M1. ** Ford Emergency Assistance is an innovative SYNC feature that uses a Bluetooth®-paired and connected mobile phone to help vehicle occupants initiate a direct call to the local Communications Centre, following a vehicle crash event involving an airbag deployment or fuel pump shut off. The feature operates in more than 40 European countries and regions. **Note:** The Bluetooth® trademark and logos are owned by the Bluetooth SIG, Inc. and any use of such marks by Ford Motor Company Limited is under licence. Other trademarks and trade names are those of their respective owners.



Rear air suspension

Designed to automatically adjust to maintain a constant ride height, regardless of the loading conditions, for a smoother and more comfortable ride. (Option on Kombi M1 320 with GVM reassigned to 310)

Driving experience

	Base	Trend	Limited	Sport
Driver Assistance				
Speed Limiter – 56 mph (90 km/h)	○	○	○	○
Speed Limiter – 62 mph (100 km/h) (standard on ECONetic)	○	○	○	○
Speed Limiter – 70 mph (110 km/h)	○	○	○	○
Trailer Sway Control (TSC) ¹⁾ (activated with Ford trailer tow attachments)	□	□	□	□
Blind Spot Information System with Cross Traffic Alert ²⁾	○	○	○	○
Lane-Keeping Alert ²⁾ (includes Driver Impairment Monitor ²⁾ and Auto High Beam Assist ¹⁾ , mid-series instrument cluster, leather-trimmed steering wheel and Quickclear heated windscreen)	○/□	○/□	○/□	●
Traffic Sign Recognition ²⁾ with Intelligent Speed Assist ²⁾ – Requires Adaptive Cruise Control and Navigation	□	□	□	□
Cruise control ²⁾ (includes leather-trimmed steering wheel and Adjustable Speed Limiter ²⁾)	○	●	●	●
Adaptive Cruise Control ²⁾ (includes Lane Keeping Alert, Pre-Collision Assist ¹⁾ , Traffic Sign Recognition ²⁾ and Intelligent Speed Assist ²⁾) (Only when specified with Lane Keeping Alert)	○	○	○	○
Parking distance sensors – Front and rear	○	●	●	●
Hill Start Assist (HSA) ²⁾	●	●	●	●
Gear Shift Indicator	●	●	●	●
Exterior Lighting				
Headlights – Halogen reflector headlights with daytime running lights	●	–	–	–
Headlights – Halogen projector headlights with LED daytime running lights and static cornering fog lights	○	●	●	●
Headlights – Bi-Xenon headlights with LED daytime running lights and static bending headlights	–	○	○	○
Headlights – Automatic on/off (includes autowipers)	□	●	●	●
Headlights – Courtesy delay, 30 seconds duration	●	●	●	●
Door mirrors – Blind spot eliminator and integrated side indicator	●	●	●	●
Suspension				
Front, independent MacPherson struts, variable rate coil springs, stabiliser bar and gas-pressurised shock absorbers.	●	●	●	●
Rear, leaf springs and gas-pressurised shock absorbers	●	●	●	●
Rear air suspension (only available on Kombi M1 310 L1H1 with manual transmission, not available with tow bar)	○	○	–	–
Instruments and Controls				
Tyre Pressure Monitoring System (TPMS) ¹⁾ (standard on Kombi M1 and Sport)	●/○	●/○	○	●
Tachograph – Digital, electronic, 24-hour (not available with automatic transmission)	○	○	○	○
Option Packs				
Rear-view camera – Includes front and rear parking distance sensors	○/□	○/□	○/□	●
Visibility Pack Low – Quickclear heated windscreen, washer fluid sensor and electrically-operated and heated door mirrors	○	–	–	–
Visibility Pack Premium – Lane-Keeping Alert (including auto high beam and Driver Alert) and rear-view camera	–	○	○	●

● = Standard, ○ = Option, at extra cost. □ = Part of an option pack, at extra cost.

¹⁾Safety feature, ²⁾Driver assistance feature.

Performance and efficiency

	Base	Trend	Limited	Sport
Engine				
2.0 TDCi Ford EcoBlue (105 PS (77 kW))	●	●	–	–
2.0 TDCi Ford EcoBlue (130 PS (96 kW))	●	●	●	–
2.0 TDCi Ford EcoBlue (130 PS (96 kW)) – 6-speed Automatic Transmission	–	●	●	–
2.0 TDCi Ford EcoBlue (170 PS (125 kW))	●	●	●	●
2.0 TDCi Ford EcoBlue (170 PS (125 kW)) – 6-speed Automatic Transmission	–	●	●	●
Fuel tank – 70 litres	●	●	●	●
Urea aftertreatment system – 21 litre tank	●	●	●	●
Instruments and Controls				
Ford Eco Mode driver information system	●	●	●	●
Trip computer (distance to empty, instant and average fuel consumption, average speed, outside temperature)	●	●	●	●
Technology				
Auto-Start-Stop system (standard on ECONetic, Kombi M1 and vehicles with automatic transmission)	○	○	○	○
Acceleration control (standard on ECONetic)	●/○	○	○	○
Water in fuel filter sensor	●	●	●	●

● = Standard, ○ = Option, at extra cost.

Rear air conditioning

A separate air conditioning system is available for the rear passenger compartment, operated via the system's own rotary controls. (Standard on Limited and Sport)



Comfort and convenience

	Base	Trend	Limited	Sport
Interior Convenience				
Header mounted package tray (High roof Van only)	●	●	●	-
Glovebox – With lid and A4 file storage capability	●	-	-	-
Glovebox – Lockable	-	●	●	●
Smokers' Pack – Cigar lighter and ash cup	○	○	○	○
Sunblinds – Rear doors (Double Cab-in-Van only)	-	-	○	○
Bottle holder – Twin, 2-litre bottle capacity, fascia-mounted	●	●	●	●
Storage – Front door map pockets	●	●	●	●
Storage – Driver's side, storage compartment on fascia top	●	●	●	●
Storage – Underseat stowage compartment (dual passenger seat only)	●	●	●	●
Audio and Communication Systems				
Audio – Pre-equipment pack (ICE Pack 30)	○	-	-	-
Single DIN AM/FM Radio, four front speakers (two woofers and two tweeters), remote audio controls and a USB connectivity port with iPod® functionality (Van and DCiV only) (ICE Pack 12)	●	-	-	-
Connected AM/FM Radio, with six front speakers (two full range, two woofers and two tweeters), 4.2" TFT display, remote audio controls, USB connectivity port with iPod® functionality and Bluetooth® (Kombi M1 only) (ICE Pack 16)	●	-	-	-
Connected Radio with DAB/AM/FM, 4.2" TFT display, Bluetooth®, USB connectivity port with iPod® functionality, remote audio controls, with four front speakers (two woofers and two tweeters) (Kombi M1 gets six speakers, two full range, two woofers and two tweeters) (ICE Pack 17)	○	●	-	-
SYNC 3 Radio with DAB/AM/FM, SYNC (includes Emergency Assistance*) with Bluetooth®, Voice Control System, AppLink, audible text messaging and privacy mode, 8" touchscreen display, integrated control panel, remote audio controls, USB connectivity port with iPod® functionality four speakers (two woofers and two tweeters) (Kombi M1 gets six speakers, two full range, two woofers and two tweeters) (ICE Pack 21)	○	○	●	●
SYNC 3 Radio/Navigation system with DAB/AM/FM, SYNC (includes Emergency Assistance*) with Bluetooth®, Voice Control System, AppLink, audible text messaging and privacy mode, 8" touchscreen display, extended integrated control panel, USB connectivity port with iPod® functionality, remote audio controls, four front speakers (two woofers and two tweeters) (Kombi M1 gets six speakers, two full range, two woofers and two tweeters) (ICE Pack 24)	○	○	○	○
Climate Control				
Air conditioning – Front	○	○	●	●
Air conditioning – Front and Rear (Kombi M1 only)	○	○	-	-
Heater – Rear compartment, water (Kombi M1 only)	○	○	-	-
Heater – Positive Thermal Co-efficient (PTC)	●	●	●	●
Interior Lighting				
Courtesy lights – Header-mounted, front with theatre dimming	●	-	-	-
Courtesy lights – Header-mounted, front map lights	-	●	●	●
Courtesy lights – Footwell illumination (side load door only) (not available on Base Van)	●	●	●	●
Courtesy lights – Rear seat courtesy lights with theatre dimming (Kombi M1, and Double Cab-in-Van only)	●	●	●	●
Loadspace compartment lights	●	●	●	●
Loadspace compartment lights – LED (Van and Double Cab-in-Van only)	○	○	○	○

Comfort and convenience

	Base	Trend	Limited	Sport
Seating				
Driver's seat – 8-way (fore/aft; recline; height; and tilt) with armrest	●	-	-	-
Driver's seat – 8-way (fore/aft; recline; height and tilt) with armrest (Van only)	-	-	○	●
Driver's seat – 8-way (fore/aft; recline; height and tilt) with armrest and heated seats (Van only)	-	○	-	-
Driver's seat – 8-way (fore/aft; recline; height and tilt) with lumbar and armrest	○	●	○	-
Driver's seat – 8-way heated (fore/aft; recline; height and tilt) with lumbar and armrest	○	○	●	-
Driver's seat – Power 8-way heated (fore/aft; recline; height and tilt) with lumbar and armrest	-	-	○	○
Front passenger's seat – Single, 4-way (fore/aft and recline)	○	-	-	-
Front passenger's seat – Single, 4-way heated (fore/aft and recline)	○	-	-	-
Front passenger's seat – Single, 8-way heated (fore/aft; recline; height and tilt) – Van	○	○	○	○
Front passenger's seat – Single, 8-way heated (fore/aft; recline; height and tilt) – Kombi M1 and Double-Cab-in-Van (standard on L1 280 DCiV Base and Trend, L2 300 DCiV Limited and DCiV Sport)	○/●	○/●	○/●	●
Front passenger's seat – Dual, fixed back with split lift-up seat cushion for stowage (not available on 280 DCiV)	●	○	-	-
Front passenger's seat – Dual, fixed back with split lift-up seat cushion for stowage, fold out table (not available on 280 DCiV)	-	●	-	-
Front passenger's seat – Dual, heated fixed back with split lift-up seat cushion for stowage, fold out table (not available on 280 DCiV Base and Trend, L2 300 DCiV Limited and DCiV Sport)	○/-	○/-	●/-	●/-
Rear seats – Second row; triple wide seats (2+1), foldable and detachable (Kombi M1 only)	●	●	-	-
Rear seats – Second row; 3-passenger bench with underseat stowage (Double Cab-in-Van only)	●	●	●	●
Rear seats – Third row; triple wide seats (2+1), foldable and detachable (Kombi M1 only)	●	●	-	-
Rear seats – Third row, delete (Kombi M1 only)	○	○	-	-
Rear seats – Second and third row, delete (Kombi M1 only)	○	○	-	-
Rear seats – Recline and second row armrests (Kombi M1 only)	-	○	-	-
Instruments and Controls				
Steering column – Rake- and reach-adjustable	●	●	●	●
Door mirrors – Manual adjust	●	-	-	-
Door mirrors – Electrically-operated and heated	○/□	-	-	-
Door mirrors – Power-foldable, electrically-operated and heated	○/□	●	●	●
Door mirrors – Body colour caps	-	●	●	●
Wipers – Front, variable/intermittent with electric wash	●	-	-	-
Wipers – Automatic with rain sensor (includes automatic headlights)	□	●	●	●
Wipers – Rear with auto reverse wipe and electric wash (only available with glazed rear doors or tailgate)	○	●/○	○	●/○
Steering wheel – Polyurethane	●	-	-	-
Steering wheel – Leather-trimmed	□	●	●	●
Gearshift knob – Leather-trimmed	-	-	●	●
Windows – Electrically-operated front with one-touch lowering on driver's side	●	●	●	●
Technology				
Ford Easy Fuel capless refuelling system with misfuel inhibit	●	●	●	●
Quickclear heated windscreen	□	●	●	●
Power-assisted steering (PAS)	●	●	●	●

● = Standard, ○ = Option, at extra cost, □ = Part of an option pack, at extra cost.

*Ford Emergency Assistance is an innovative SYNC feature that uses a Bluetooth®-paired and connected mobile phone to help vehicle occupants initiate a direct call to the local Communications Centre, following a vehicle crash event involving an airbag deployment or fuel pump shut off. The feature operates in more than 40 European countries and regions. **Note:** The Bluetooth® trademark and logos are owned by the Bluetooth SIG, Inc. and any use of such marks by Ford Motor Company Limited is under licence. Other trademarks and trade names are those of their respective owners.



Configurable unlocking

Transit Custom's locking system lets you open one individual door without automatically unlocking the others. The other doors stay securely locked until you activate a switch on the driver's door.

Safety and security

	Base	Trend	Limited	Sport
Safety				
Airbag – Driver's ¹⁾	●	●	●	●
Airbag – Front passenger's ²⁾ (includes passenger's airbag deactivation switch) (Standard for Kombi M1 models)	●/○	●/○	●	●
Airbag – Front side and curtain airbags ¹⁾	□	□	□	□
Seat belts – 3-point diagonal inertia reel (all seats) ¹⁾	●	●	●	●
ISOFIX child seat – 2 x second row attachments ¹⁾ (Kombi M1, and Double Cab-in-Van only)	●/-	●/-	●/-	●/-
Security				
Alarm – Perimeter	○	○	-	-
Alarm – Thatcham Category 1 (Van) – Cab interior sensing, inclination sensor and trailer coupling, when fitted (includes remote locking with 2 key fobs) (only available with full unglazed bulkheads and unglazed rear door)	○	○	●	●
Alarm – Thatcham Category 1 (Double Cab-in-Van) – Cab interior sensing, inclination sensor and trailer coupling, when fitted (includes remote locking with 2 key fobs) (only available with glazed moulded bulkhead and unglazed rear door)	○	○	●	●
Locks – Power central locking	○	○/-	-	○/-
Locks – Power door deadlocks, shielded with strengthened mountings	●	●	●	●
Locks – Remote control central locking with one key fob	●	-	-	-
Locks – Remote control central locking with two key fobs	○	●	●	●
Locks – Fleet key (not available on Van Sport)	○	○	○	○/-
Locks – Configurable unlocking (Van/Double Cab-in-Van) 2-stage unlocking* (standard on Van, optional on Double Cab-in-Van)	●/○	●/○	●/○	●/○
Locks – Configurable unlocking (Double Cab-in-Van/Kombi) 2-stage unlocking*	●	●	●	●
Locks – Configurable unlocking independent driver's door unlocking*	○	○	-	-
Locks – Configurable unlocking courier unlocking with auto slam lock, zonal opposite door relocking and 3 second auto relocking*	○	○	-	-
Locks – Auto relocking, doors relock after 45 seconds if no door is opened	●	●	●	●
Locks – Audio mis-lock feedback, audible signal if a door is ajar when locking activated	●	●	●	●
Locks – Auto locking on drive-away, doors automatically lock at 5 mph (standard on Van)	●	●	●	●
Rear window protection grille	○	○	○	○
Immobiliser – Safeguard Passive Anti-Theft System (PATS) (Insurance-approved Category 2 immobiliser)	●	●	●	●
Brakes				
Electronic Stability Control (ESC) ¹⁾	●	●	●	●
Emergency Brake Warning ²⁾	●	●	●	●
Dual-circuit, with self-adjusting servo-assistance and ABS. Front and rear discs	●	●	●	●
Anti-lock braking system (ABS) with electronic brake-force distribution (EBD) ¹⁾	●	●	●	●
Technology				
Load Adaptive Control (LAC) ¹⁾	●	●	●	●
Emergency Brake Assist (EBA) ¹⁾	●	●	●	●
Roll Stability Control (RSC) ¹⁾	●	●	●	●

● = Standard, ○ = Option, at extra cost, □ = Part of an option pack, at extra cost, ¹⁾Safety feature, ²⁾Driver assistance feature. *For details of the configurations available please consult your Ford Dealer. **Please note:** Configurable locking must be defined at the time of order, it cannot be ordered as a Dealer-fitted option or accessory. ***Note: A rear-facing child seat should never be placed in the front passenger seat when the Ford vehicle is equipped with an operational front passenger's airbag.**

10.9 m turning circle*



Utility

	Base	Trend	Limited ¹⁾	Sport
Body				
Doors, Van and Double Cab-in-Van – Unglazed rear doors, hinged for 180° opening, positive stop at 90°	●	●	●	●
Doors, Kombi M1 – Glazed rear doors, hinged for 90° opening	●	●	-	-
Rear cargo doors – Glazed and heated (standard on Kombi, optional on Van and Double-Cab-in-Van)	●/○	●/○	-	-
Rear tailgate (in lieu of rear doors) (not available on Double-Cab-in-Van L1 280 Base and Trend)	●	●	●	●
Glazed rear tailgate (in lieu of rear doors) (not available on Double-Cab-in-Van L1 280 Base & Trend)	○	○	-	-
Side windows, Van – Second row, driver and passenger's side, fixed (only available with sliding side load door)	○	○	-	-
Side windows, Double-Cab-in-Van, Kombi – Second row, fixed (Standard on Kombi)	●/○	●/○	○	○/-
Side windows, Double-Cab-in-Van, Kombi – Second row, flip-open (Standard on Double Cab-in-Van)	●/○	●/○	●	●/-
Side windows – Third row, driver and passenger's side, fixed (Kombi only)	●	●	-	-
Body – H1 (Low Roof)	●	●	●	●
Body – H2 (High Roof) (not available on ECOnetic or Double Cab-in-Van)	○/-	○/-	○/-	-
Doors – Passenger's sliding side load door and step (not available to Limited or Sport series on Double-Cab-in-Van)	●	●	●/-	●/-
Doors – Driver and passenger's side sliding load door and step (Van and Kombi)	○	○	○	○/-
Doors – Driver and passenger's side sliding load door and step (Double-Cab-in-Van only)	○	○	●	●
Running boards (only available with sliding passenger side load door) (Double Cab-in-Van and Kombi only)	○	○	-	-
Running boards – Door length, contains dual slide load door (Double-Cab-in-Van, and Kombi only)	○	○	○	-
Engine undershield	○	○	○	○
Carpet and Trim				
Floor covering – Cab, easy-clean rubber (not available on Double-Cab-in-Van Sport)	●/□	●/□	●	●
Floor covering – Full length, easy-clean rubber (standard on Kombi and optional on Double Cab-in-Van only)	●/○	●/○	-	-/○
Floor covering – Extended to bulkhead, easy-clean rubber (Double Cab-in-Van only)	●	●	-	-
Floor covering – Extended to bulkhead, carpet, with easy clean rubber after bulkhead (Double Cab-in-Van only)	-	-	●	●
Assist handle – Located on B-pillar (standard on Double Cab-in-Van and Kombi)	●/○	●/○	●/○	●/○
Complete rear sidewall trim half-height board (standard on Double Cab-in-Van and Kombi)	●/○	●	●	●
Certification				
Vehicle Identification Number – Visible	●	●	●	●

● = Standard, ○ = Option, at extra cost, □ = Part of an option pack, at extra cost. ¹⁾Not available on Kombi.

*L1 version with 15" steel wheels; 11.6 m with 16" wheels; 11.8 m with 17" wheels; 12.2 m with 18" alloy wheels (option).

Utility

	Base	Trend	Limited*	Sport
Electrical				
Battery – Cold start (-20°C)	●	●	●	●
Battery – Twin Improved Flooded (IF), Cold start (-29°C)	○	○	○	○
Alternator – Standard duty (165 Amp)	●	●	●	●
Alternator – Extra heavy duty (240 Amp)	○	○	○	○
Power point – 150 Watt (230 volt) power converter	○	○	○	○
Power point socket – 12 V (located in rear) (standard on Kombi)	●/○	●/○	○	●/○
Power point socket – 12 V (located on instrument panel and in stowage bin)	●	●	●	●
Battery – Twin High Performance deep-cycle AGM batteries (2 x 80 Ah capacity, 800 CCA batteries)	○	○	○	○
Exterior Functional				
Roof rack – Integrated and stowable (not available on ECONetic, or Double-Cab-in-Van 280)	○/–	○/–	○	○/–
Mudflaps – Front & rear	●	●	●	–
Tow bar with Trailer Sway Control with 13-pin electrics (tachograph may be required) (not available on ECONetic, Double-Cab-in-Van 280, or on Sport series with automatic transmission, or with Rear Air Suspension on Kombi M1)	○/–	○/–	○	○/–
Rear door ladder (only available with hinged rear doors)	○	○	○	○
Loadspace Compartment				
Bulkhead – Full width metal, unglazed (Van only with single passenger seat)	○	○	○	○
Bulkhead – Full width metal with window (Van only with single passenger seat)	○	○	–	–
Bulkhead – Full width metal, unglazed with load-through facility (Van only with dual passenger seat)	●	●	●	●
Bulkhead – Full width metal with window and load-through facility (Van only with dual passenger seat)	○	○	–	–
Bulkhead – Moulded with window (Double Cab-in-Van only)	●	●	●	●
Easy to Clean Load Floor (Van only)	○/□	●	●	●
Load compartment – 2 x DIN 75410 compliant tie-down loops (L1 Kombi only)	●	●	–	●
Load compartment – 4 x DIN 75410 compliant tie-down loops (standard on L2)	●	●	–	●
Load compartment – 4 x DIN 75410 compliant tie-down loops (Double Cab-in-Van only)	●	●	●	●
Load compartment – 8 x DIN 75410 compliant tie-down loops (standard on Van only)	●/○	●/○	●	●/○
Interior roof rack (available on Van only with unglazed 180° opening hinged rear doors)	○	○	○	○
Load area protection kit – Complete rear sidewall trim full-height board and Easy to Clean Load Floor (Van only)	○	○	●	●
Load area protection kit – Heavy duty, contains wooden load floor cover (Van only)	○	○	○	○
Load retention pack (Van only)	○	○	○	○
Cargo net kit (Van only)	○	○	○	○
Instruments and Controls				
First aid kit	○	○	○	○

● = Standard, ○ = Option, at extra cost, □ = Part of an option pack, at extra cost. *Not available on Kombi.

Special Vehicle Options

	SVO Code	Base	Trend	Limited	Sport*
Body					
Omit passenger seat (no pedestal) (not available on Double Cab-in-Van)	A304	○	○	–	–
Hi visibility orange seat belts	A035/6/7	○	–	–	–
Configurable front parking sensors (includes front fog lights on Base)	A095	○	○	○	○
Electrical					
Engine RPM speed control, 1300-3000 rpm (not available with automatic transmission)	A003	○	○	○	○
Auxiliary fuse panel	A526	○	○	○	○
Beacon Preparation Pack – Switch and wiring front and rear (includes auxiliary fuse panel (A526) and mini overhead console Single DIN) (not available to order with tachograph)	A606	○	○	○	○
Auxiliary Switch Pack (provides 3 switches for beacon and two power outputs (includes auxiliary fuse panel (A526), Beacon Preparation Pack (A606), and mini overhead console Single DIN)) (not available on Kombi, cannot be ordered with tachograph)	A607	○	○	○	–
Converter Interface 43-way connector (provides a range of hardwired signals and power for converters (includes auxiliary fuse panel (A526)) (cannot be ordered with Utility Vehicle Switch Pack (A607)) (not available on Kombi M1)	A608	○	○	○	–
Trailer tow electrics (connector and wiring) – without the tow bar (exc. ECONetic)	A055	○	○	○	○
Ford Programmable Battery Guard – Patented 10-mode programmable battery guard system capable of protecting Ford and third party battery (not available with 230 V power converter)	A540	○	○	○	○
Convertor – High-power supply system – Meets heavy power-take-off requirements by equipping vehicles with two high performance deep cycle AGM Batteries (2 x 80 Ah), 240 A alternator, engine RPM speed control and the Ford Programmable Battery Guard (not available with 230 V power converter) (not available with automatic transmission)	A550	○	○	○	○
Other					
DPF Manual Regeneration Initiation	A660	○	○	○	○
Special paint, consult Dealer for details*	Various	○	○	–	–

*SVO paint suffix must be entered at time of ordering. SVO paint includes self-colour (black) bumpers, bodyside mouldings, mirror housings and door handles.



A place for everything



Bottles and beverages

Bottle holders are positioned on either side of the dash panel, while manual transmission models have a retractable cup holder in the centre console.

Large door pockets can each hold an A4 clipboard and a two-litre drink bottle.



Innovative stowage solutions

Functional storage options include a 'hidden' box with a 12V socket above the instrument cluster and a large lockable glovebox.



Coin and small item storage

Stowage pockets, bins and hooks make efficient use of the cab space.



Optimal cab stowage

With plenty of room for your essential items, Transit Custom helps make your workday easy and efficient.



Next steps



test drive

Visit your Transit Centre and test drive the Ford Transit Custom for yourself. Find your local Transit Centre: www.ford.co.uk/dealer-locator



FordPass is a new platform that will empower you to rethink the way you move. Through a collection of personal, digital and physical solutions, FordPass will provide you with more mobility options so you can go further than you thought possible. These include Live Traffic and locating parking amongst many others.



own

When you drive away in your new vehicle, we're with you all the way. Ford has a large authorised service network to help you keep your vehicle in the best condition. And should your new Ford ever require accident repair, a Ford Accident Repair Centre is the best place to get your vehicle back to its pre-accident condition and on the road as quickly as possible.



finance

When it comes to financing your vehicle, our size and expertise means we're well placed to provide you with a wide range of finance products.

Ford Credit* provides a range of finance products for your vehicle whether you are a private or business user.

Ford Lease^ specialises in contract hire and leasing and provides an alternative range of finance plans which can be tailored to suit your business. Business users only.

For more information about our finance products visit ford.co.uk

*Finance subject to status. Guarantees/indemnities may be required. Freepost Ford Credit. Ford Credit is a trading style of FCE Bank plc, which is authorised by the Prudential Regulation Authority and regulated by the Financial Conduct Authority and the Prudential Regulation Authority under firm reference number 204469.

^Ford Lease is provided by ALD Automotive Limited acting as Ford Lease, Oakwood Drive, Emersons Green, Bristol BS16 7LB. ALD is registered in England No 987418. ALD is authorised and regulated by the Financial Conduct Authority.



contact

Ford Credit Customer Services 0345 712 5490

Ford Lease Customer Services 0344 600 1405

Calls to 0344 and 0345 numbers are charged at the same rate as a standard 01 or 02 geographic number, even when calling from a mobile

Illustrations, descriptions and specifications. This catalogue was correct at the time of going to print. However, Ford policy is one of continuous product development. The right is reserved to change specifications, colours and recommended prices of the models and items illustrated and described in this publication at any time. For the latest details always consult your Ford Dealer. **Optional equipment.** Throughout this publication, wherever a feature is described as being an 'Option' or 'Option Fitment/Pack' etc, you should assume that it will be at extra cost to the base vehicle, unless specifically stated to the contrary. All models and colour combinations are subject to availability. **Note.** Some images portrayed are of a pre-production model and/or are computer generated, therefore, the design/features on the final version of the vehicle may differ in various respects. In addition, some of the features shown on the vehicles may be optional. **Note.** This brochure contains both original Ford accessories as well as a range of products from our suppliers. *The identified accessories are carefully selected third party supplier branded accessories which do not come with a Ford warranty but are covered by the third party supplier's own warranty, the details of which can be obtained from your Ford Dealer. **Note.** The Bluetooth® word mark and logos are owned by the Bluetooth SIG, Inc. and any use of such marks by Ford Motor Company is under licence. The iPod word mark and logos are the property of Apple Inc. Other trademarks and trade names are those of their respective owners. **Note.** Some driver assistance features and safety features described in this brochure are designed to function using sensors, whose performance may be affected under certain weather or environmental conditions.

The Government fuel figures do not express or imply any guarantee of the fuel consumption of any particular vehicle. The vehicles themselves have not been tested and there are inevitably differences between individual vehicles of the same model. In addition, a vehicle may incorporate particular modifications. Furthermore, the driver's style and road and traffic conditions, as well as the extent to which the vehicle has been driven and the standard of maintenance, will affect its fuel consumption. **Insurance groups** are only as recommended by the Association of British Insurers. You should always consult your insurance adviser for confirmation.



Ford and BP – working together to reduce fuel consumption and emissions.



EURO NCAP advanced
2012 Reward for Ford SYNC Emergency Assistance



EURO NCAP advanced
2012 Reward for Ford Lane Keeping Alert



Ford One Call

In the unlikely event that your Ford Dealer can't help you or if you need to speak to us directly, call 0203 564 4444

Ford Rental - local service nationwide

Car and Van rental from our latest model range. Contact your local Ford Dealer for more information

Ford Motability

Call our Ford Motability team on 0345 6040019

Finance

Ford Credit Customer Services 0345 712 5490
Ford Lease Customer Services 0344 600 1405
Calls to 0344 and 0345 numbers are charged at the same rate as a standard 01 or 02 geographic number, even when calling from a mobile.

Published by Ford Motor Company Limited,
Brentwood, Essex, England.
Registered in England No. 235446.

FA1573/9
BJN 206462 FoE H55E.
PN 877514/1118/20m/GBR en
November 2018.
© Ford Motor Company Limited.



Go Further